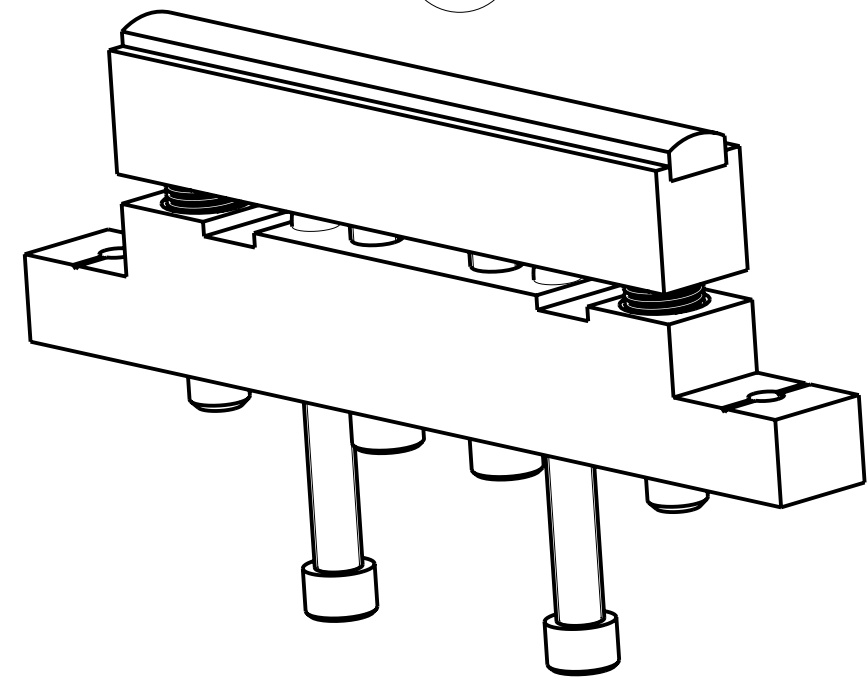
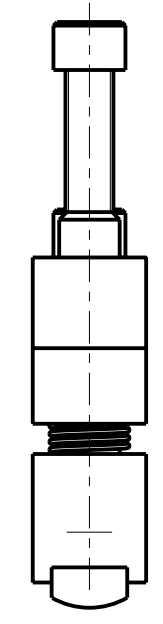
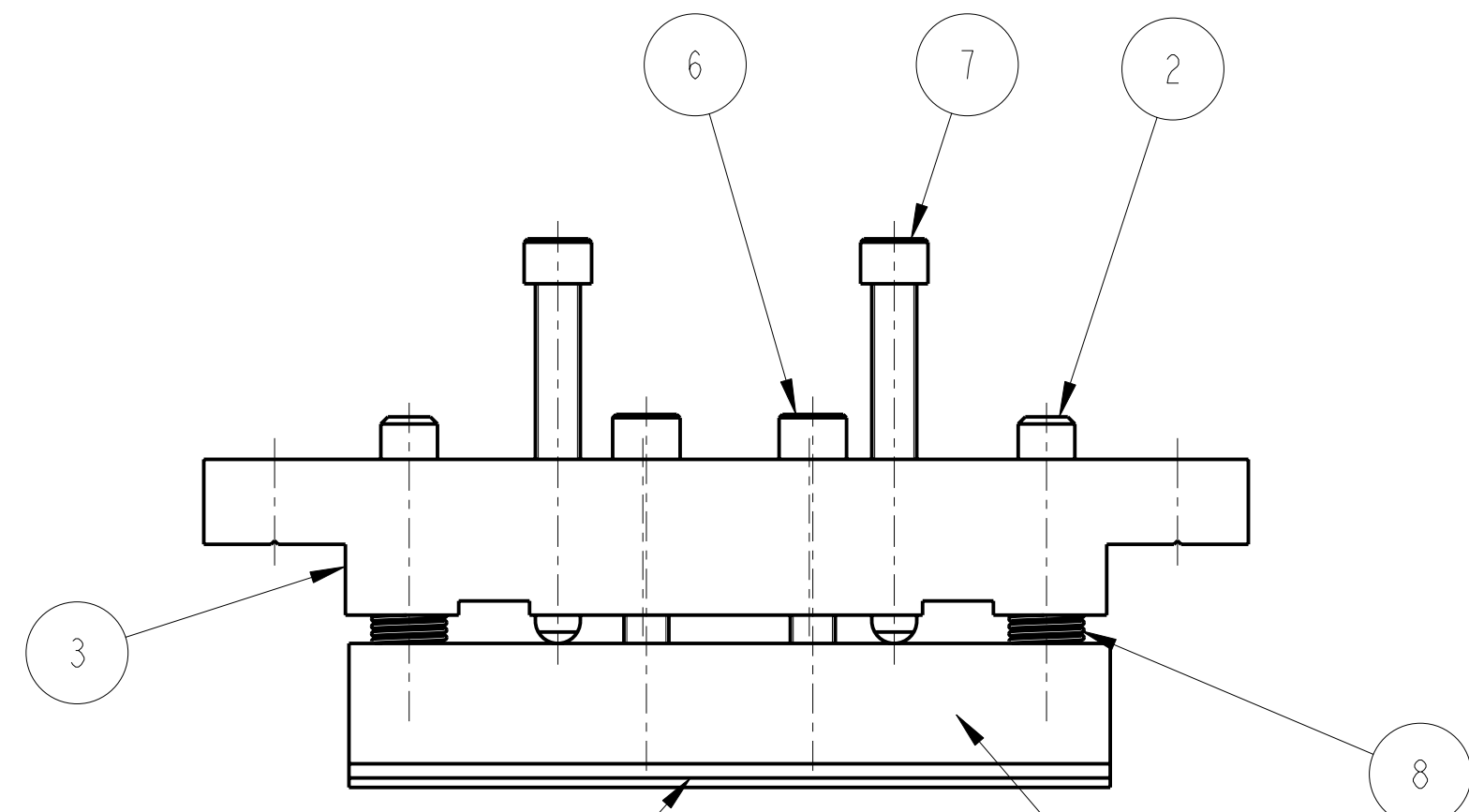


REV.	DATE	DCN #	DRAWING TREE #
A	30-OCT-06	E060260-00	



ITEM	QTY	SPARE	TOTAL	PART NUMBER	DESCRIPTION	MATERIALS
1	2			D060445	BUSH; (ADJUSTABLE PAD ASSYS)	PFA 440 HP: -----
2	2			D060448	PIN; (ADJUSTABLE PAD ASSYS)	ST. STEEL: 303/304/316
3	1			D060458	BASE BAR; (ADJUSTABLE STOP MECHANISM)	AL. ALLOY: 5083 H4 OR 6061
4	1			D060459	ADJUSTABLE PAD JAW; SHORT	AL. ALLOY: 5083 H4 OR 6061
5	1			D060460	ADJUSTABLE PAD; ADJUSTABLE PAD ASSY (SHORT)	PFA 440 HP: -----
6	2				1/4-20 UNC X 1.5" CAP HEAD; .	ST STEEL 300 SERIES
7	2				1/4" 20 UNC X 2" CAP HEAD, SPHERICAL TIP; .	ST STEEL 300 SERIES
8	2				COMPRESSION SPRING; .	ST STEEL 300 SERIES

PARTS LIST

NOTES: (UNLESS OTHERWISE SPECIFIED)

<ol style="list-style-type: none"> <li>1. REMOVE ALL SHARP EDGES, R.02 MIN.</li> <li>2. DO NOT SCALE FROM DRAWING.</li> <li>3. ALL MACHINING FLUIDS SHALL BE WATER SOLUBLE AND FREE OF SULFUR, CHLORINE AND SILICONE, SUCH AS CINCINNATI MILACRON'S CIMTECH 410 (STAINLESS STEEL)</li> <li>4. SCRIBE, ENGRAVE OR STAMP DRAWING PART NUMBER ON NOTED SURFACE OF PART AND A THREE DIGIT SERIAL NUMBER. SERIAL NUMBERS START AT 001 FOR THE FIRST PART AND PROCEED CONSECUTIVELY. USE .07" HIGH CHARACTERS. EXAMPLE: D020188- 001. A VIBRATORY TOOL MAY BE USED.</li> </ol>	<p>DIMENSIONS ARE IN mm [INCHES]</p> <p>TOLERANCES:</p> <p>X.XX ±0.2 mm</p> <p>ANGULAR ±0.25 °</p> <p>MATERIAL: -----</p> <p>FINISH:</p> <p>√μm [μin] Ra = -----</p> <table border="1" style="width: 100%; border-collapse: collapse;"> <tr> <th></th> <th>NAME</th> <th>DATE</th> </tr> <tr> <td>DRAWN</td> <td>I WILMUT</td> <td>01/AUG/06</td> </tr> <tr> <td>CHECKED</td> <td>J'OD</td> <td>--/--/--</td> </tr> <tr> <td>APPROVED</td> <td>---</td> <td>--/--/--</td> </tr> </table>		NAME	DATE	DRAWN	I WILMUT	01/AUG/06	CHECKED	J'OD	--/--/--	APPROVED	---	--/--/--
	NAME	DATE											
DRAWN	I WILMUT	01/AUG/06											
CHECKED	J'OD	--/--/--											
APPROVED	---	--/--/--											

CALIFORNIA INSTITUTE OF TECHNOLOGY  
MASSACHUSETTS INSTITUTE OF TECHNOLOGY  
IGR, GLASGOW UNIVERSITY GEO 600 GROUP  
RUTHERFORD APPLETON LABORATORIES

SYSTEM **ADVANCED LIGO**

SUB-SYSTEM **SUS**

NEXT ASSY **QUAD N-PTYPE LOWER STRUCTURE**

PART NAME **ADJUSTABLE PAD ASSEMBLY SHORT**

SIZE **B**

DRG. NO. **D060457**

SCALE 1:1 PROJECTION: SHEET 1 OF 1