

1


2



























3

4

A

A


 PN1
 1U Patch Panel
 LIGO
 D1000740-v1

A1 TNC isolated bulkhead 	A9 TNC isolated bulkhead 	H1 1.25" handle 
Pasternack PE9287		H2 1.25" handle 
A2 TNC isolated bulkhead 	A10 TNC isolated bulkhead 	Newark 98H1241
A3 TNC isolated bulkhead 	A11 TNC isolated bulkhead 	H3 Ferrule 
A4 TNC isolated bulkhead 	A12 TNC isolated bulkhead 	H4 Ferrule 
A5 TNC isolated bulkhead 	A13 TNC isolated bulkhead 	H5 Ferrule 
A6 TNC isolated bulkhead 	A14 TNC isolated bulkhead 	H6 Ferrule 
A7 TNC isolated bulkhead 	A15 TNC isolated bulkhead 	Mouser 534-9121
A8 TNC isolated bulkhead 	A16 TNC isolated bulkhead 	M1 #6-32 3/8" flat 
		M2 #6-32 3/8" flat 
		M3 #6-32 3/8" flat 
		M4 #6-32 3/8" flat 
		McMaster-Carr 91099A215

B

B

C

C

Signals:
 1 - spare
 2 - spare
 3 - spare
 4 - spare
 5 - spare
 6 - spare
 7 - spare
 8 - spare
 9 - spare
 10 - spare
 11 - spare
 12 - spare
 13 - spare
 14 - spare
 15 - spare
 16 - spare

D

D

Title			Squeezer Patch Panel Assembly 3		
Size	Number	Revision			
A	D1000740	1			
Date:	3/31/2010	Sheet 1 of	1		
File:	C:\Users\...\SqzPatchPanel3.SchDoc	Drawn By:	Daniel Sigg		

1

2

3

4