

4

3

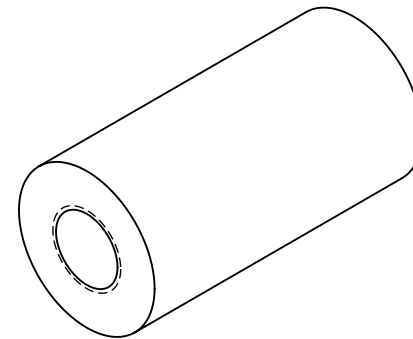
2

1

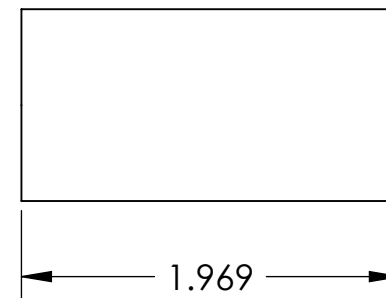
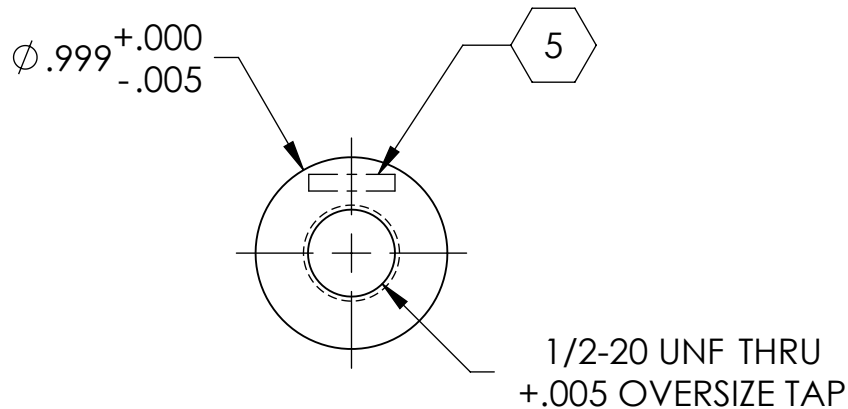
NOTES CONTINUED:

- 5. SCRIBE, ENGRAVE, OR MECHANICALLY STAMP (NO INKS OR DYES) DRAWING PART NUMBER, REVISION (AND VARIANT OR "TYPE" IF APPLICABLE) ON NOTED SURFACE OF PART FOLLOWED ON THE NEXT LINE WITH A THREE DIGIT SERIAL NUMBER. SERIAL NUMBERS START AT 101 FOR THE FIRST ARTICLE AND PROCEED CONSECUTIVELY. USE MINIMUM 0.12" HIGH CHARACTERS, UNLESS THE SIZE OF THE PART DICTATES SMALLER CHARACTERS. A VIBRATORY TOOL MAY BE USED.  
EXAMPLE: DXXXXXX-VY, TYPE-XX, S/N XXX
- 6. APPROXIMATE WEIGHT = 0.354 LB.
- 7. MACHINE ALL SURFACES TO REMOVE OXIDES AND MILL FINISH. USE OF ABRASIVE REMOVAL TECHNIQUES IS NOT ALLOWED.
- 8. ALL PARTS SHALL BE MANUFACTURED IN ACCORDANCE WITH LIGO SPECIFICATION E0900364.

REV.	DATE	DCN #	DRAWING TREE #
A	24 JUN 2004	E040303-00	-
v1	09 JUL 2010	E0900501	E0900353
-	-	-	-



ISOMETRIC VIEW



NOTES AND TOLERANCES: (UNLESS OTHERWISE SPECIFIED)

DIMENSIONS ARE IN INCHES

TOLERANCES:  
.XX ± .01  
.XXX ± .005

ANGULAR ± 0.5°

- 1. INTERPRET DRAWING PER ASME Y14.5-1994.
- 2. REMOVE ALL SHARP EDGES, R.02 MIN.
- 3. DO NOT SCALE FROM DRAWING.
- 4. ALL MACHINING FLUIDS SHALL BE WATER SOLUBLE AND FREE OF SULFUR, CHLORINE AND SILICONE, SUCH AS CINCINNATI MILACRON'S CIMTECH 410.

<b>MATERIAL</b> 304, 316 OR 302 SSTL	<b>FINISH</b> 32 μinch
---	---------------------------

**LIGO** CALIFORNIA INSTITUTE OF TECHNOLOGY  
MASSACHUSETTS INSTITUTE OF TECHNOLOGY

<b>SYSTEM</b> ADVANCED LIGO	<b>SUB-SYSTEM</b> SUS
<b>NEXT ASSY</b> D020534	

<b>PART NAME</b> PITCH INSERT FOR T-SECTION			
<b>DESIGNER</b> C. TORRIE	01 MAY 2002	<b>SIZE</b> A	<b>DWG. NO.</b> D020137
<b>DRAFTER</b> B. MOORE	01 OCT 2009		<b>REV.</b> v1
<b>CHECKER</b> M. MEYER	15 JAN 2010	<b>SCALE:</b> 1:1	<b>PROJECTION:</b>
<b>APPROVAL</b>			SHEET 1 OF 1

4

3

2

1