MOUNTING HEIGHTS

NOTE: OBJECTS PROJECTING FROM WALLS WITH THEIR LEADING EDGES BETWEEN 27" AND 80" ABOVE THE FINISHED FLOOR SHALL PROTRUDE NO MORE THAN 4" INTO WALKS, HALLS, CORRIDORS, PASSAGEWAYS, OR ISLES.

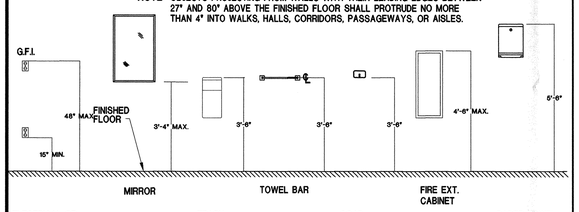

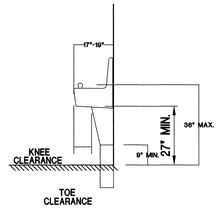

WATER FOUNTAIN OR COOLER

FREE-STANDING WATER FOUNTAIN OR COOLER

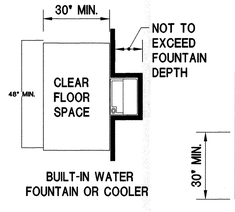

BUILT-IN WATER FOUNTAIN OR COOLER

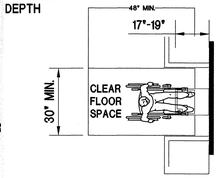

ALCOVE WATER FOUNTAIN OR COOLER

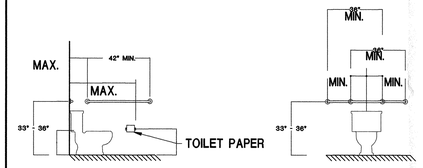

SIDE WALL BACK WALL

GRAB BARS ? FLOOR MOUNTED TOILETS

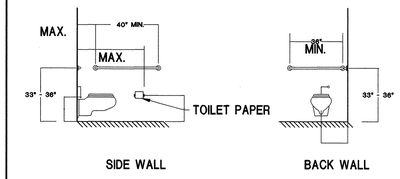

SIDE WALL BACK WALL

GRAB BARS ? WALL MOUNTED TOILETS

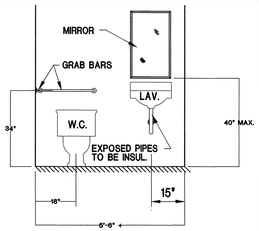

TYP. TOILET ROOM ELEVATION

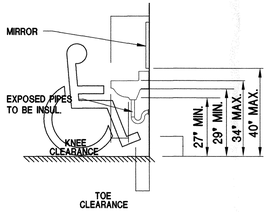

LAVATORY CLEARANCES

WATER CLOSET

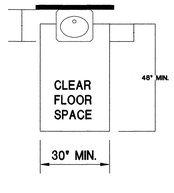

LAVATORY

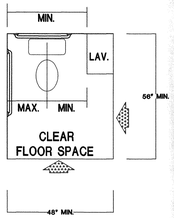

WATER CLOSET

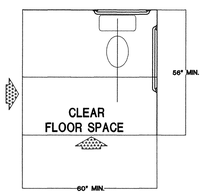

WATER CLOSET

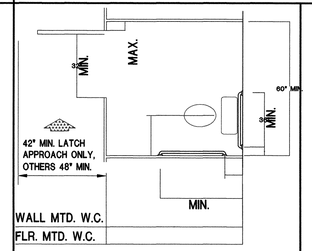

STANDARD STALL

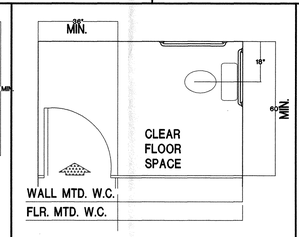

STANDARD STALL (END OF ROW)

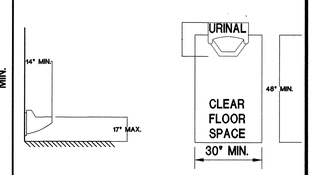

ELONGATED WALL-HUNG URINALS

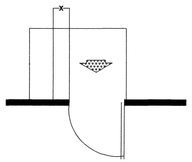

NOTE: X = 12 INCH MIN. IF DOOR HAS BOTH A LATCH AND CLOSER.

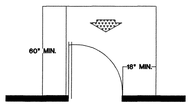

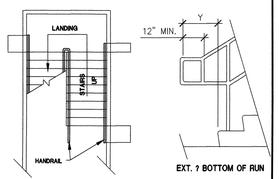

NOTE:
X IS THE 12 IN. MIN. HANDRAIL EXTENSION REQUIRED ? EACH TOP RISER.
Y IS THE MIN. HANDRAIL EXTENSION OF 12 IN. PLUS THE WIDTH OF ONE TREAD THAT IS REQUIRED ? EACH BOTTOM RISER.

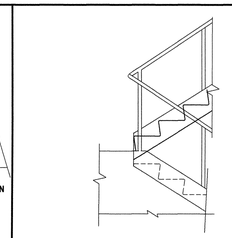

ELEVATION OF CENTER HANDRAIL

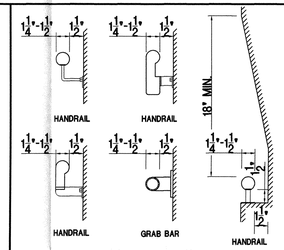

SIZE ? SPACING OF HANDRAILS ? GRAB BARS

NOTE:
HIGHEST OPERABLE PART OF ALL CONTROLS, TELEPHONES, DISPENSERS, ALARMS AND ALL OTHER OPERABLE EQUIPMENT.

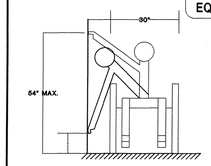

HIGH ? LOW SIDE REACH LIMITS

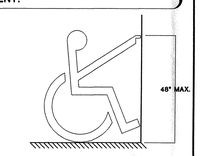

HIGH FORWARD REACH LIMIT

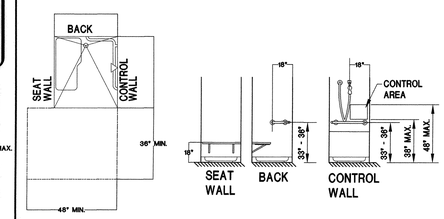

36" x 36" SHOWER STALL

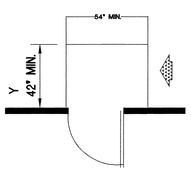

NOTE: Y = 48 INCH MIN. IF DOOR HAS BOTH A LATCH AND CLOSER.

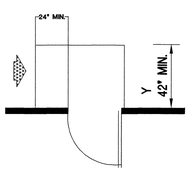

NOTE: Y = 48 INCH MIN. IF DOOR HAS CLOSER.

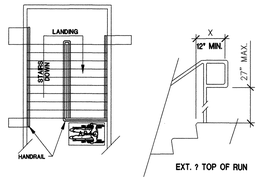

NOTE:
X IS THE 12 IN. MIN. HANDRAIL EXTENSION REQUIRED ? EACH TOP RISER.
Y IS THE MIN. HANDRAIL EXTENSION OF 12 IN. PLUS THE WIDTH OF ONE TREAD THAT IS REQUIRED ? EACH BOTTOM RISER.

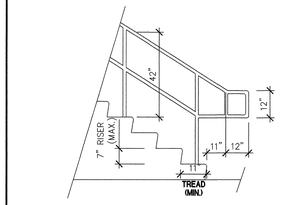

INDUSTRIAL STAIR
(NOT PUBLIC ACCESSIBLE)

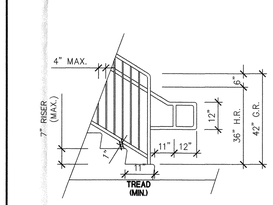

COMMERCIAL STAIR
(PUBLIC ACCESSIBLE)

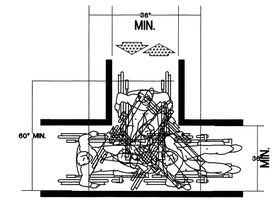

T-SHAPED SPACE FOR 180? TURNS

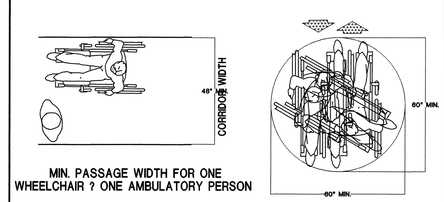

MIN. PASSAGE WIDTH FOR ONE WHEELCHAIR ? ONE AMBULATORY PERSON

NOTE: IF CORRIDOR WIDTH IS LESS THAN 60", A 60" DIAMETER TURNING SPACE IS REQUIRED ? 200 FT. INTERVALS.

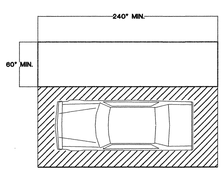

ACCESS AISLE ? PASSENGER LOADING ZONE

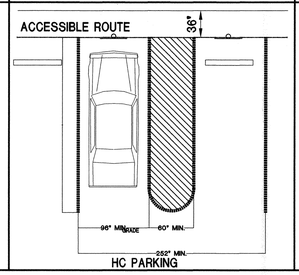

HC PARKING

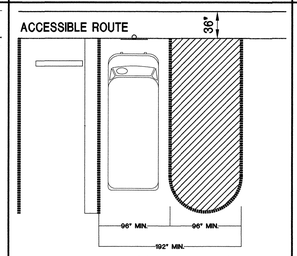

HC VAN ACCESSIBLE PARKING

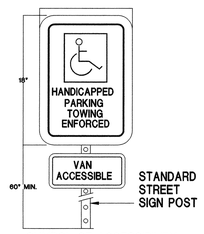

SYMBOL OF ACCESSIBILITY

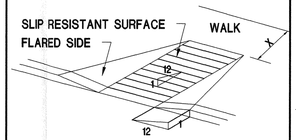

NOTE:
IF "X" IS < 48", THEN THE SLOPE OF THE FLARED SIDE SHALL NOT EXCEED 1:12. RAMPS SHALL NOT EXCEED 1:20 SLOPE.

FLARED SIDE CURB RAMP

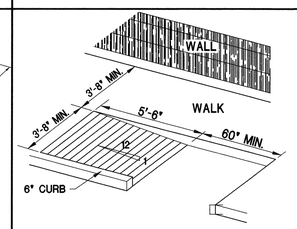

TYP. RAMP W/ CURB

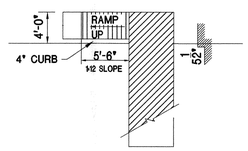

TYP. RAMP W/ CURB PLAN

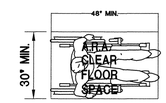

WHERE A REQUIRED EXIT FROM AN OCCUPIABLE LEVEL ABOVE OR BELOW A LEVEL OF ACCESSIBLE EXIT DISCHARGE IS NOT ACCESSIBLE, AN AREA OF RESCUE ASSISTANCE SHALL BE PROVIDED ON EACH SUCH LEVEL (IN A NUMBER EQUAL TO THAT OF INACCESSIBLE REQUIRED EXITS).

A.R.A. SHALL COMPLY WITH:
ADAAG SECTION 4.30 AND
LIFE SAFETY CODE SECTION 101.5-2.12

AREA OF RESCUE ASSISTANCE

JOHN DESMOND & ASSOCIATES ARCHITECTS/PLANNERS
703 LAUREL ST. BATON ROUGE, LA. 70802
MEMBER AMERICAN INSTITUTE OF ARCHITECTS

HANDICAPPED STANDARD DETAILS LIGO-D000272-00-L

NEW STAGING BUILDING FOR:
LIGO
LIVINGSTON, LOUISIANA

JOHN I. DESMOND R-9-20-2000 STATE OF LOUISIANA REGISTERED ARCHITECT

LIGO-D000272-00-L

DATE 09.08.2000
SHEET
A1.3
OF