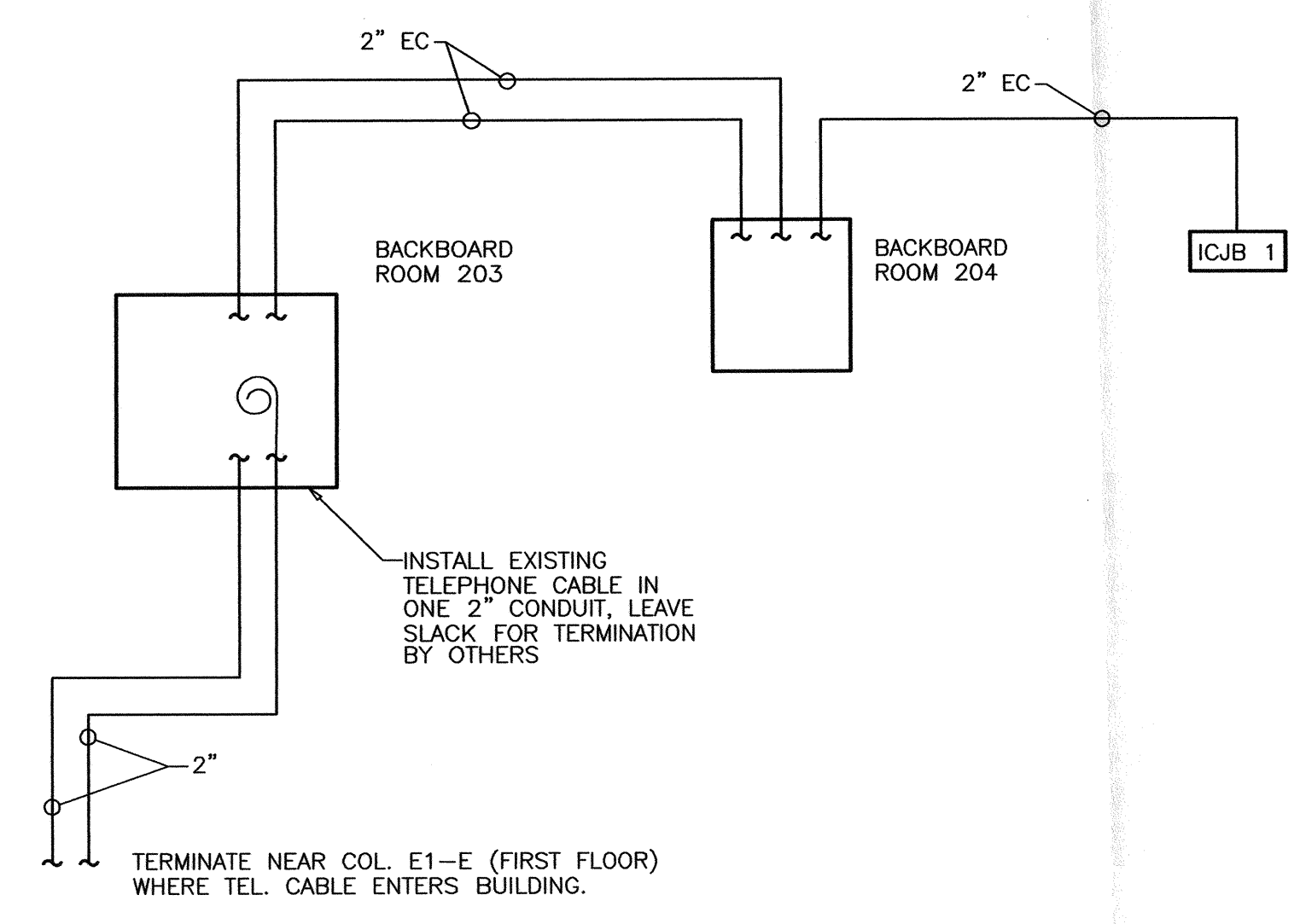


DIMMER SYMBOL SCHEDULE		
SYMBOL	DESCRIPTION	NOTES
◁FS1	STRAND #11417GP VARIABLE FOCUS ELLIPSOIDAL SPOTLITE	A
◁FS2	STRAND #11421GP VARIABLE FOCUS ELLIPSOIDAL SPOTLITE	A
◁FS3	STRAND #12081GP FRENSNEL LITE	B
◁FS4	STRAND "CODA", #14011GP CYCLOPAMA LITE	C
1 2 3 4	FACTORY PREWIRED CONNECTOR STRIP WITH 20A-2P+G FLUSH CONNECTORS. NUMERALS INDICATE CIRCUIT NUMBERS SSR OR STRAND.	D
□	STRAND "OUTLOOK" ON-OFF WALK THROUGH STATION, #63021	E
□	STRAND "OUTLOOK" RECEPTACLE STATION	E
□	STRAND "OUTLOOK" 8 PRESET PORTABLE STATION W/ 25' CONTROL CABLE, #63028XX	
□	STRAND "OUTLOOK" POWER SUPPLY #66100	F
□	STRAND #63012 - 12 CHANNEL MASTER CONTROL STATION	G

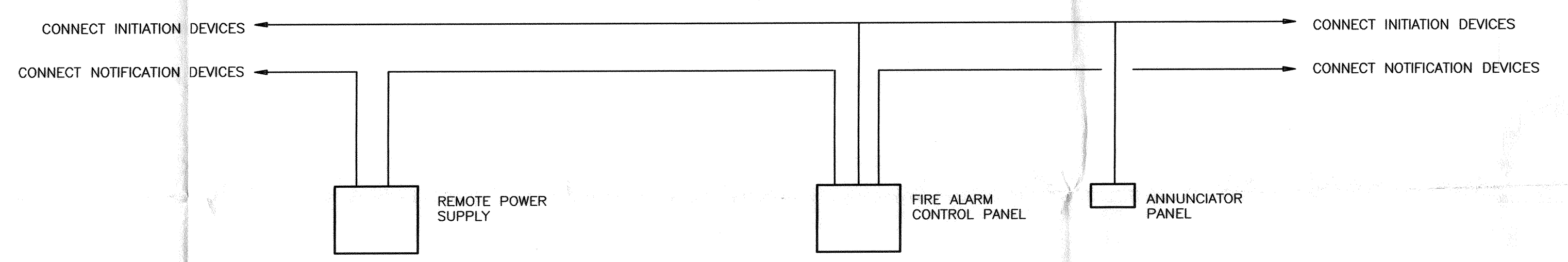
NOTES

- A. SUPPLY COMPLETE WITH YOKE, C-CLAMP, COLOR FRAME, SAFETY CABLE, GLA LAMP, 20A-20+GMC MALE CONNECTOR.
- B. SUPPLY COMPLETE WITH YOKE, C-CLAMP, COLOR FRAME SAFETY CLIP, SAFETY CABLE, 8-WAY BARN DOOR, BTP LAMP, 20A-2P=GMC MALE CONNECTOR.
- C. SUPPLY COMPLETE WITH YOKE, C-CLAMP, COLOR FRAME, SAFETY CABLE, FDN LAMP, 20A-2P+GMC MALE CONNECTOR.
- D. MOUNT TO 1-1/2" SCHED. 40 BLACK IRON PIPE BATTENS. FURNISH COMPLETE WITH SINGLE PIPE HANGERS. MOUNT THE BATTENS AT THE PROPER HEIGHT SO THAT FIXTURES AT CS1, CS2, & CS3 ARE AIMED AT A 45° VERTICAL ANGLE TO THE CENTER OF THE PLATFORM.
- E. MOUNT IN SINGLE GANG RACO #690/960 DEEP MASONRY BOX, SOLIDLY GROUNDED. BOX NOT BY DIMMER MFR.
- 6. UNIT FURNISHED COMPLETE WITH BACK BOX.
- G. UNIT MOUNTS IN 6 GANG SOLIDLY GROUNDED RACO #690/960 DEEP MASONRY BOX. GOX NOT BY DIMMER MFR.
- H. DIMMER PACK SHALL BE STRAND DIGITAL ENVIRON #74012, 120/208V, 3φ, 4W WITH 12 DOUBLE 24 KW DIMMER MODULES. (TOTAL 24-2.4KW DIMMER EA. COMPLETE. W/20A-1P CIRCUIT BREAKER FOR DIMMER PROTECTION & LOAD CIRCUIT PROTECTION. PROVIDE SERVICES OF AN AUTHORIZED REPRESENTATIVE OF THE DIMMER MANUFACTURER TO CHECK OUT AND START UP THE SYSTEM AND TRAIN THE OWNER'S REPRESENTATIVE.



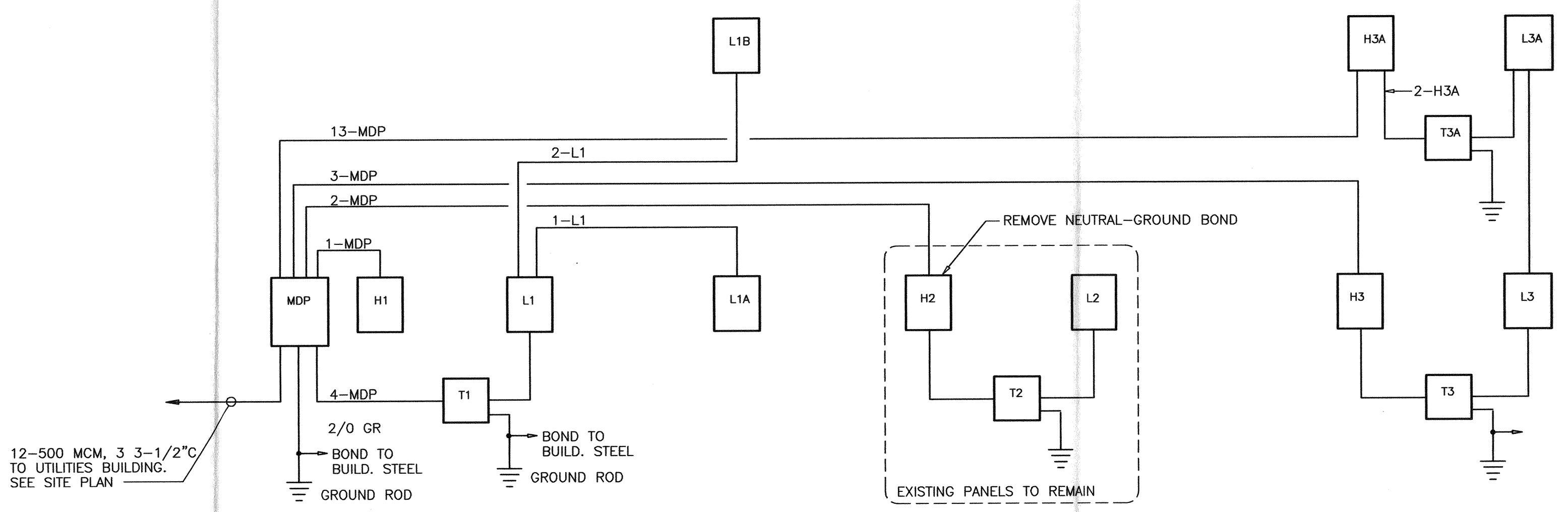
FIRE ALARM RISER DIAGRAM

NTS



FIRE ALARM RISER DIAGRAM

NTS



POWER RISER DIAGRAM

NTS

