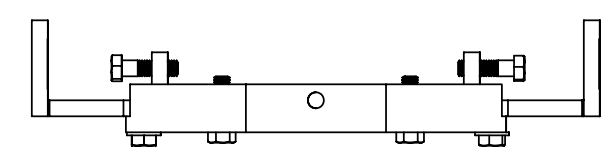
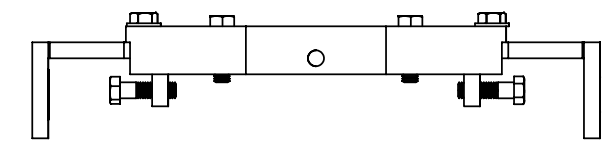
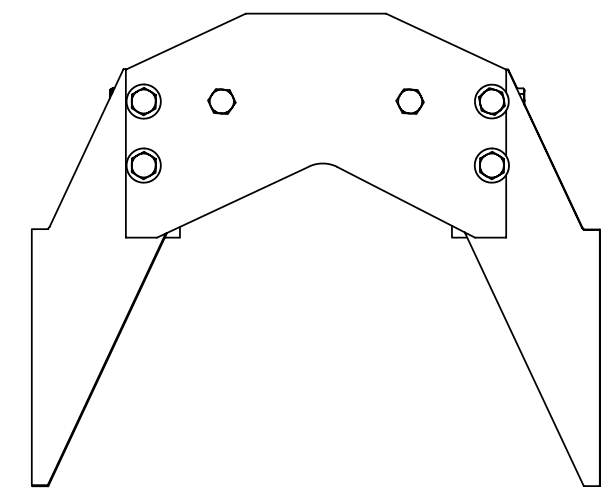
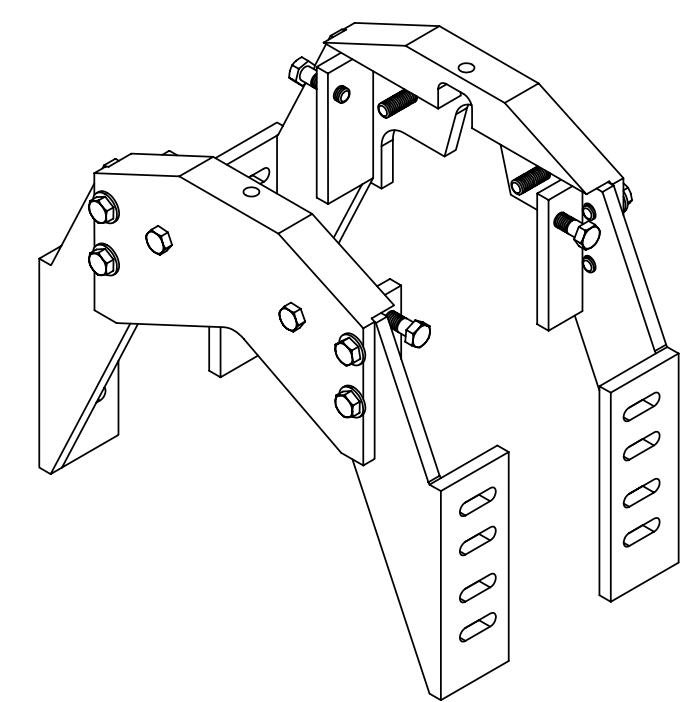
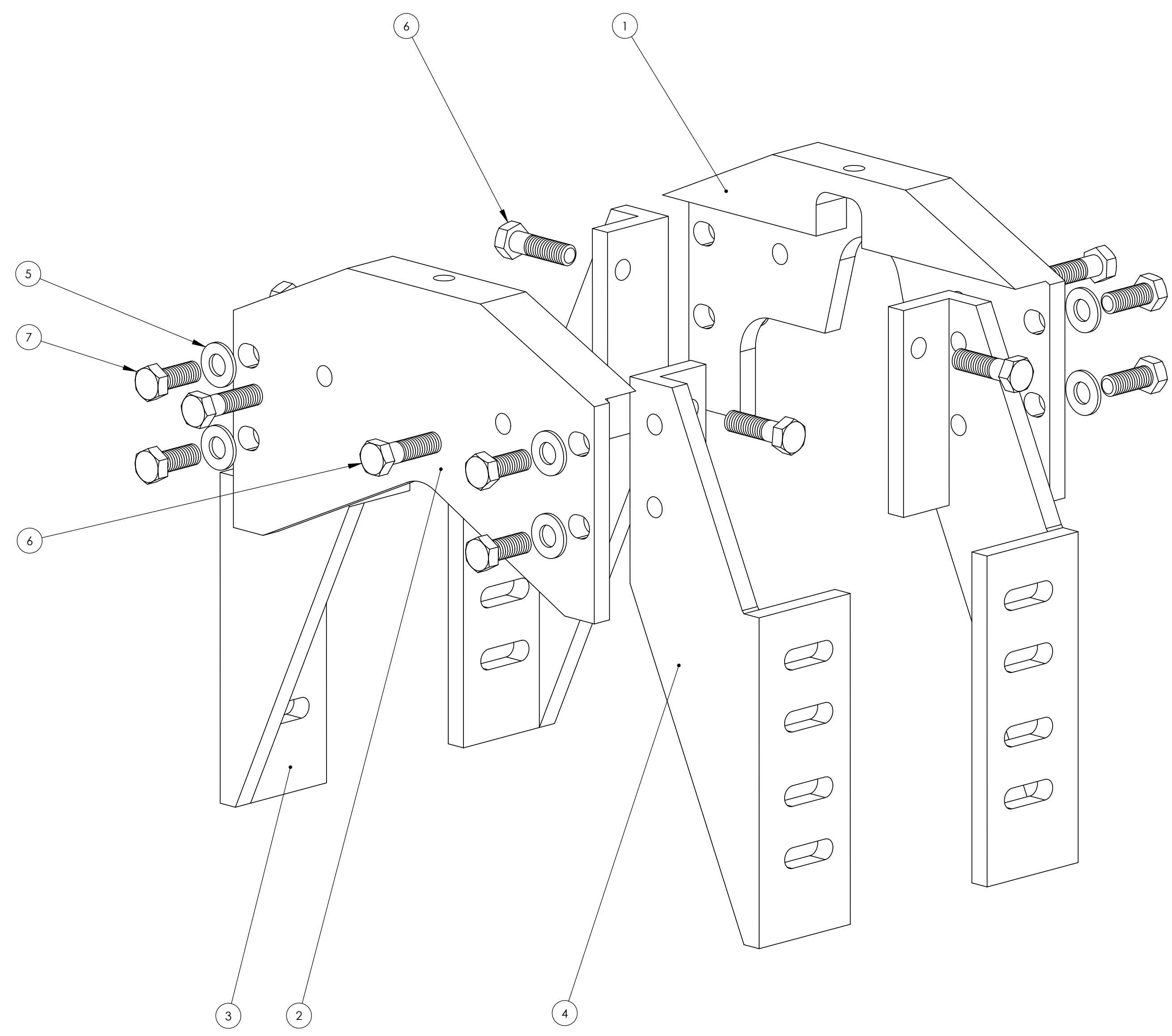


REV.	DATE	DCN #	DRAWING TREE #
A	06/08/04	E030595-00-E	



ITEM NO.	QTY.	PART NUMBER	DESCRIPTION	VENDOR
1	1	D020279	EPI Brace Rear	Southbridge
2	1	D020250	EPI Brace Front	Southbridge
3	2	D020276	EPI Brace Left	Southbridge
4	2	D020249	EPI Brace Right	Southbridge
5	8	97416A722	F.W. SAE 1/2, OD: 1.063	McMaster-Carr
6	8	92316A758	Hex Cap Screw 1/2-20 x 1.750 Fully threaded	McMaster-Carr
7	8	92316A750	Hex Cap Screw 1/2-20 x 1.250	McMaster-Carr

PARTS LIST

NOTES: (UNLESS OTHERWISE SPECIFIED)
 1. REMOVE ALL SHARP EDGES, R.02 MIN.
 2. DO NOT SCALE FROM DRAWING.
 3. ALL MACHINING FLUIDS SHALL BE WATER SOLUBLE AND FREE OF SULFUR, CHLORINE AND SILICONE, SUCH AS CINCINNATI MILACRON'S CIMTECH 410 (STAINLESS STEEL)

DIMENSIONS ARE IN INCHES
 TOLERANCES:
 .XX ± 0.01
 .XXX ± 0.005
 ANGULAR ± 0.5 °

LIGO CALIFORNIA INSTITUTE OF TECHNOLOGY
 MASSACHUSETTS INSTITUTE OF TECHNOLOGY
 SYSTEM External Pre-Isolator
 SUB-SYSTEM HEPI
 NEXT ASSY

FINISH	NAME	DATE
	O.SPJELD	06.08.04
DRAWN		
CHECKED		
APPROVED		

PART NAME
Caging Brace Assembly
 SIZE DWG. NO. D030322 REV. A
 SCALE: 1:8 PROJECTION: SHEET 1 OF 1