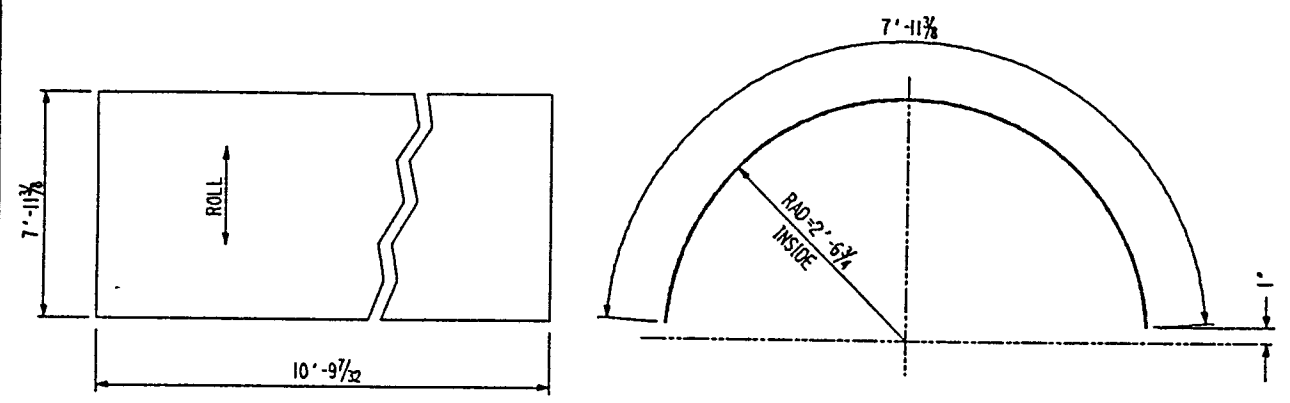
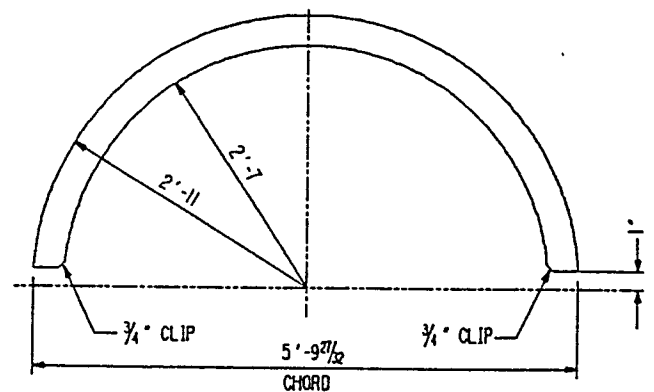


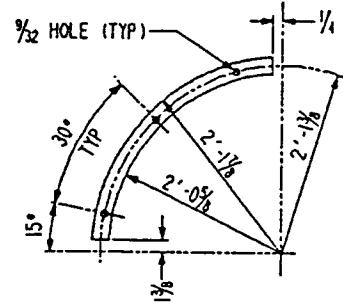
SHP PC	MARK	ASSY PC	DESCRIPTION	LENGTH FT	INCHES	SPEC	EST WEIGHT
			SEE DWGS ER-54 AND ER-55 FOR BILLING				



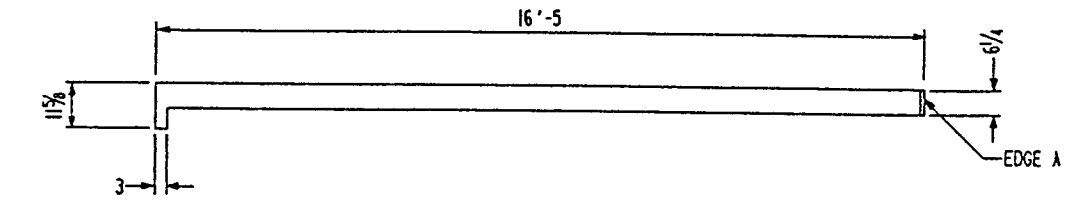
①
1/4 THICK



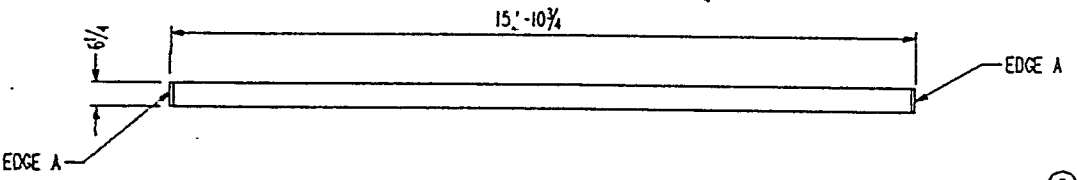
④
1/4 THICK



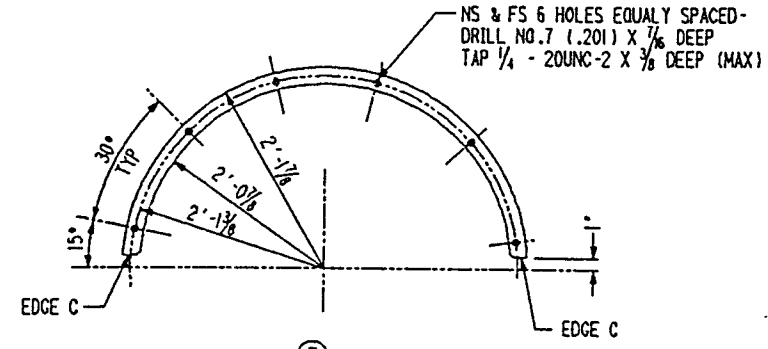
⑧
1/8 THICK



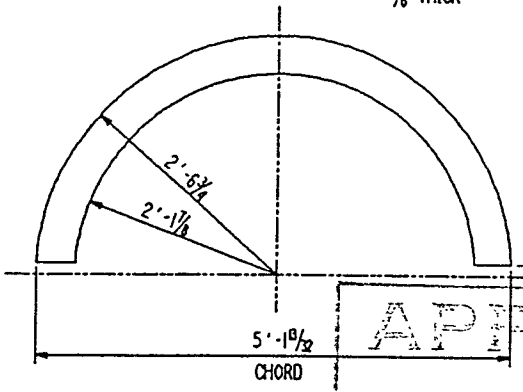
②
3/4 THICK



③
3/4 THICK



⑦
1" THICK



⑥
1/2 THICK

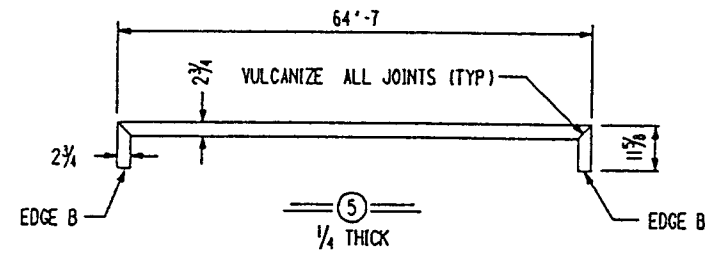
APPROVED

M. Jellalian
CBI
11/10/95
DATE


J. Jones
CALVE H
11/10/95
DATE

NOTES:

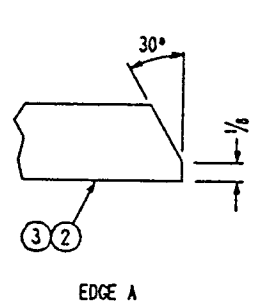
1. WORK THIS DWG WITH DWGS ER-54 AND ER-55.
2. CUTS 8 PC ② AND 4 PC ③ FROM PLATE 80 1/2 X 16'-5 3/4 X 3/4 THK.



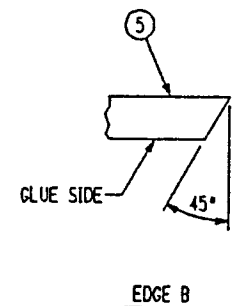
⑤
1/4 THICK



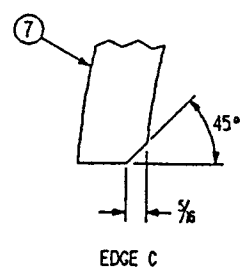
TEMPLATE FOR CUTTING PC ② AND PC ③
(SEE NOTE 2)



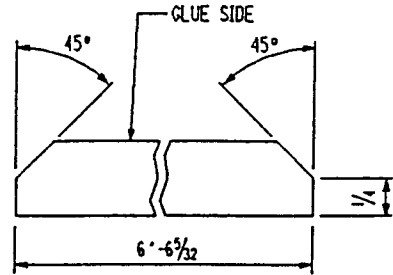
EDGE A



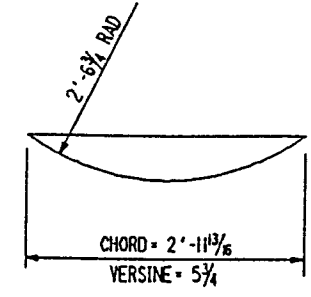
EDGE B



EDGE C



⑨



⑩
3/8 THICK

▶ INDICATES CHANGE FROM PREVIOUS ISSUE

CAD FILE 30212056.DGN

By	Chkd	Date	By	Chkd	Date	Remarks
						LIGO PROJECT LEAK TEST ARRANGEMENT HOOD TEST ENCLOSURE HELIUM HOOD DETAILS
CHANGE AS NOTED			MODIFY TITLE BLOCK			Customer's No.
GENERAL REV.						Contract No.
						By BSA Chkd RDS Date 3-4-94
						J. L. RUMELSTETTER Engineering Supervisor
						Dwg. ER-56 Rev. 2
						Sheet - 2
LIGO - D950056-02-B						