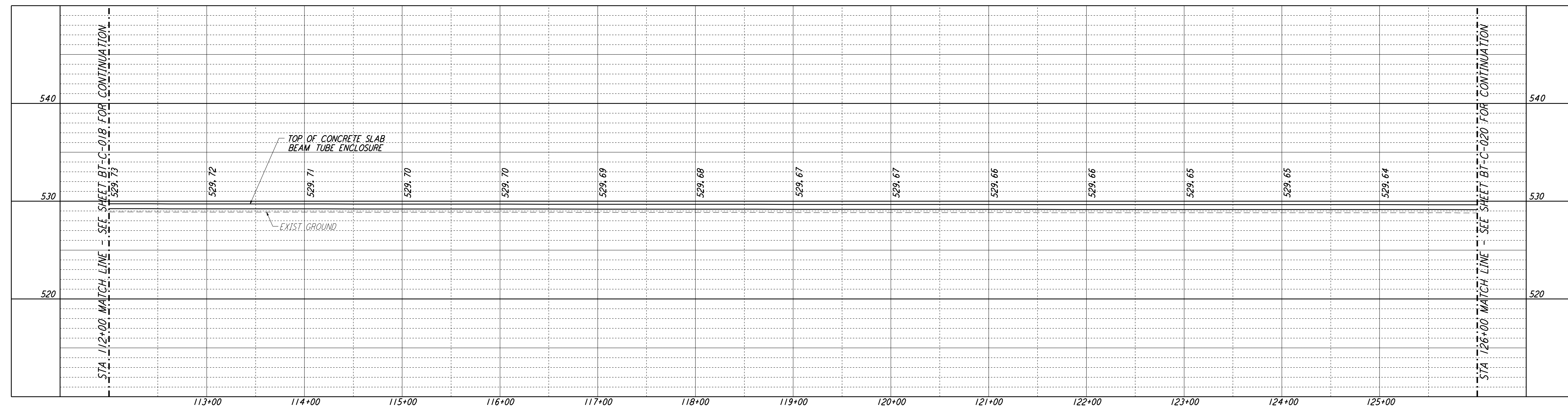
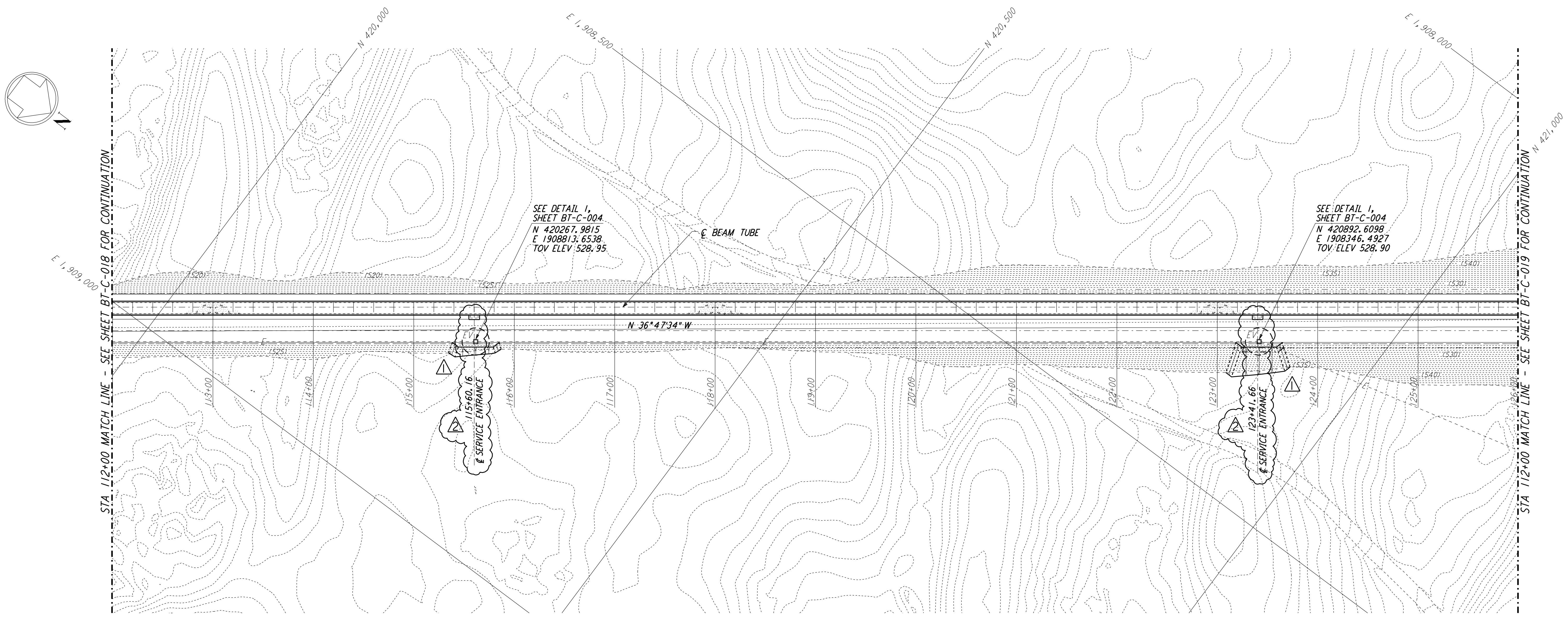


**NOTES:**

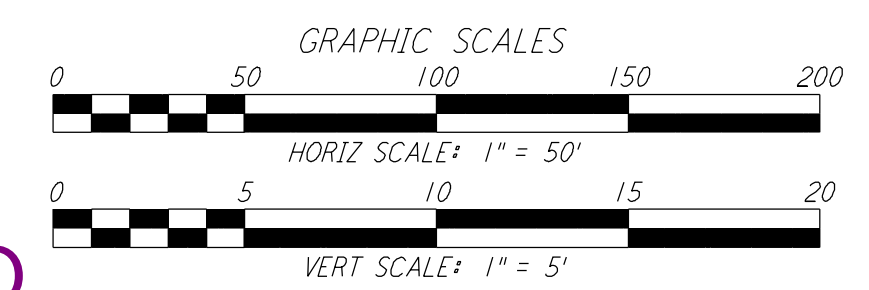
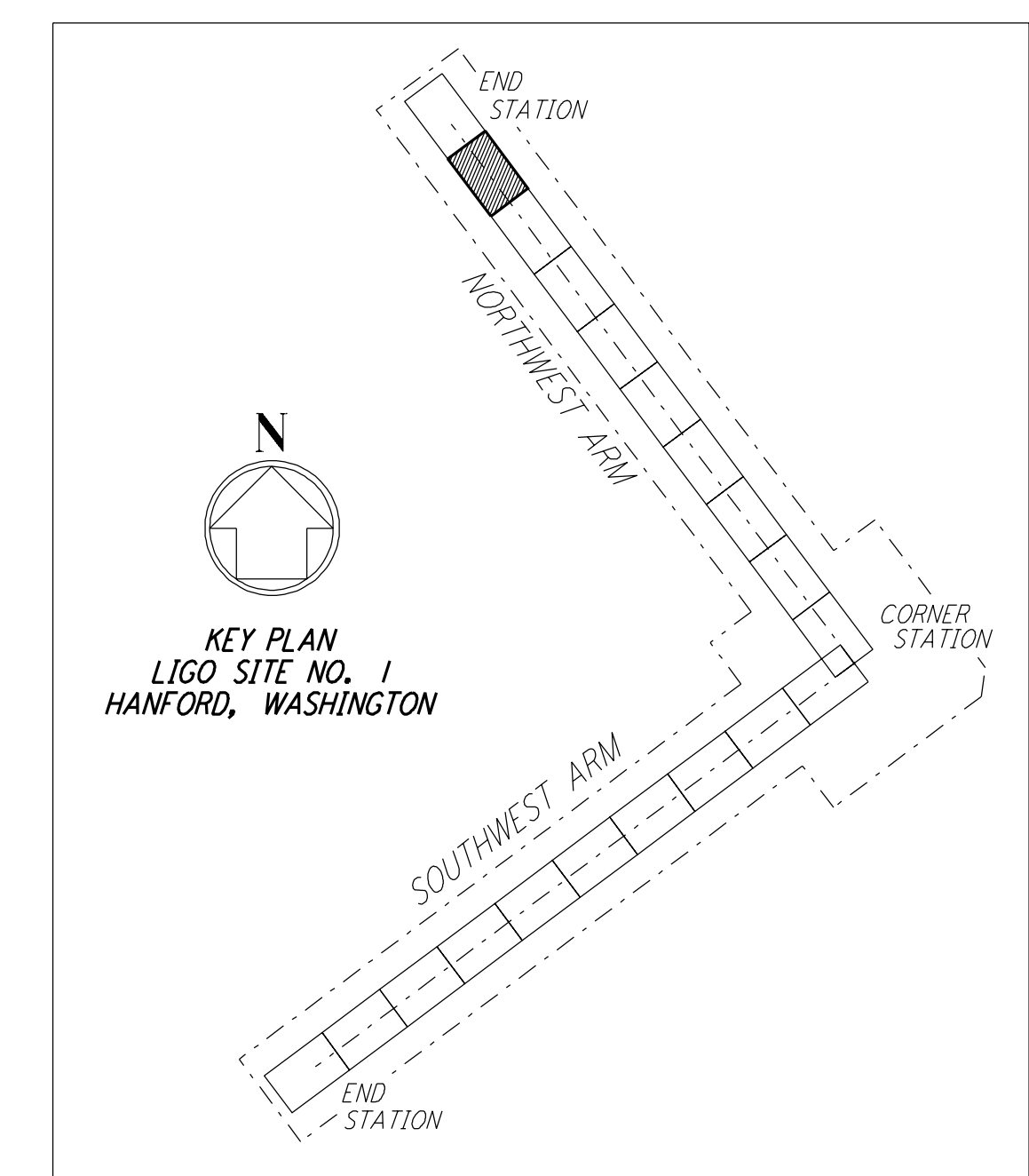
1. SEE SHEET BT-C-002 FOR GENERAL NOTES, LEGEND AND ABBREVIATIONS.
2. SEE SHEET BT-C-004 FOR TYPICAL SECTIONS AND DETAILS.



**PROFILE**  
 SCALES: HORIZ: 1" = 50'  
 VERT: 1" = 5'



**PLAN**  
 SCALE: 1" = 50'



LIGO-D960174-02-0

This document and the design it covers are the property of PARSONS. They are loaned only with the borrower's expressed written agreement that they will not be reproduced, copied, loaned, exhibited, or used in any other way, except by written consent from PARSONS to the borrower.

NO.	DATE	BY	CHKD	ENGR	PROJ	DESCRIPTION
2	5-10-96	WRB				REVISED BEAM TUBE SERVICE ENTRANCES
1	2-29-96	WRB	TDM	JB	MDW	CHANGE ORDER NO. 2

ISSUED FOR CONSTRUCTION		
DRAWN	WRB	1-19-96
CHECKED	MP	1-19-96
ENGINEER	JB	1-19-96
PROJ	MDW	1-19-96

**PARSONS**  
 100 WEST WALNUT STREET  
 PASADENA, CALIFORNIA

**LIGO**  
 CALIFORNIA INSTITUTE OF TECHNOLOGY  
 MASSACHUSETTS INSTITUTE OF TECHNOLOGY

**LASER INTERFEROMETER GRAVITATIONAL-WAVE OBSERVATORY BTE SITework & FABRICATION - HANFORD, WA**

TITLE	SCALE	CONTRACT NUMBER	PROJECT NUMBER
CIVIL NORTHWEST ARM PLAN AND PROFILE STA 112+00 TO STA 126+00	AS NOTED	PP150969	8094
SHEET NUMBER		REVISIONS	
<b>BT-C-019</b>			