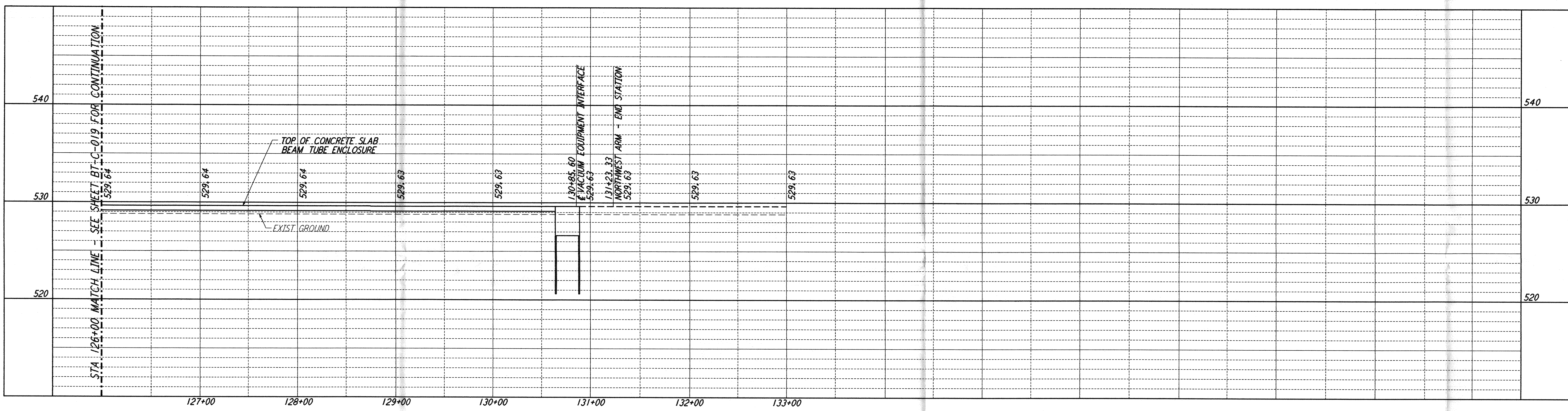


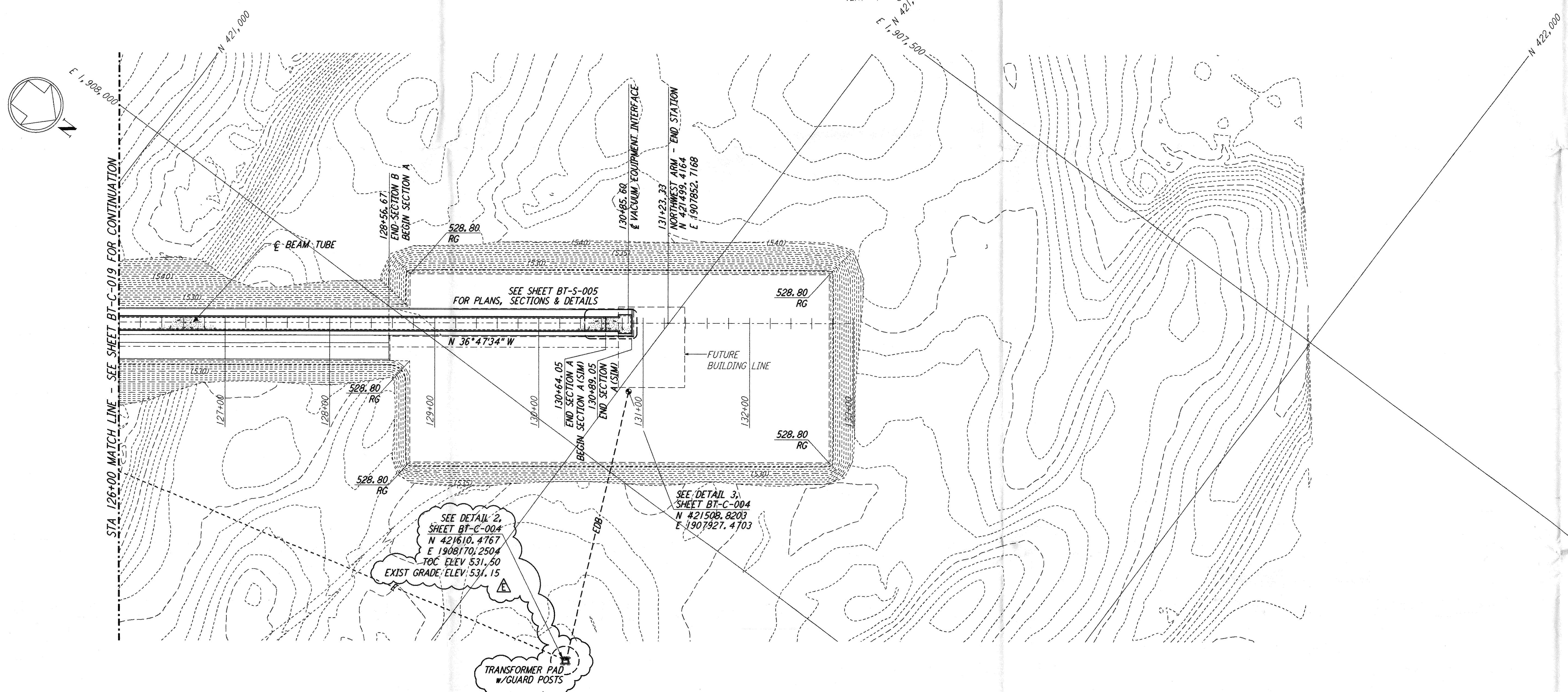
not be reproduced, copied, loaned, exhibited, or used in any other way, except by written consent from PARSONS to the borrower.

This document and the design it covers are the property of PARSONS. They are loaned only with the borrower's expressed written agreement that they will

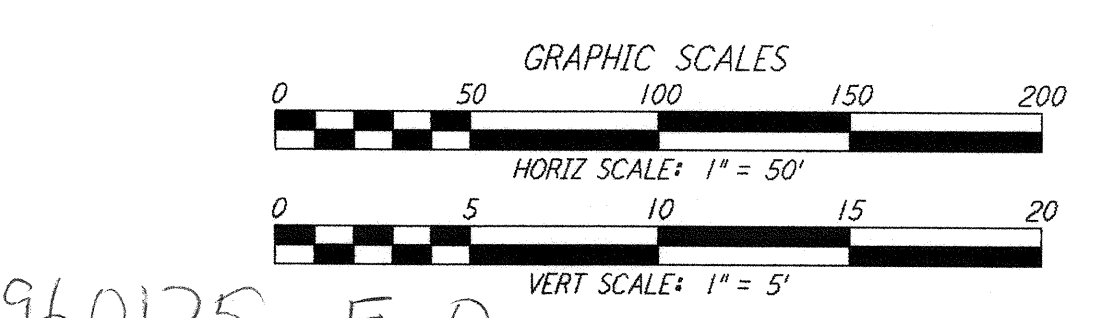
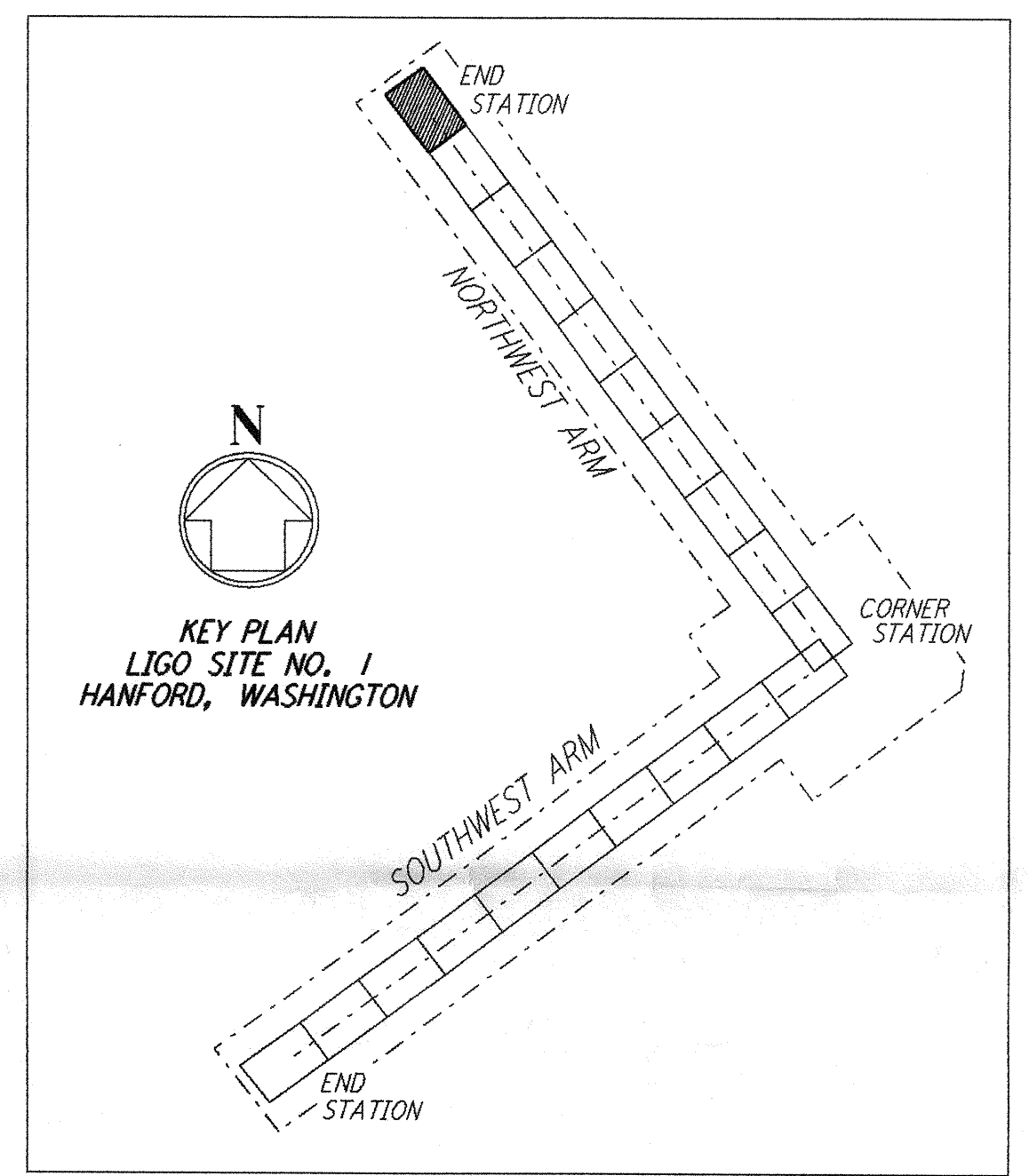
- NOTES:**
- SEE SHEET BT-C-002 FOR GENERAL NOTES, LEGEND AND ABBREVIATIONS.
 - SEE SHEET BT-C-004 FOR TYPICAL SECTIONS AND DETAILS.



PROFILE
 SCALES: HORIZ: 1" = 50'
 VERT: 1" = 5'



PLAN
 SCALE: 1" = 50'



D960175-E-0

NO.	DATE	BY	CHKD	ENGR	PROJ	DESCRIPTION
E	12/18/95	WRB				BID AMENDMENT 1
D	11/21/95	WRB				ISSUED FOR BID
C	11/6/95	WRB				FINAL DESIGN REVIEW
B	10/3/95	WRB				DRAFT FINAL DESIGN REPORT
A	8/14/95	WRB				PRELIMINARY DESIGN REPORT

DRAWN	WRB
CHECKED	
ENGINEER	
PROJ	

PARSONS
 100 WEST WALNUT STREET
 PASADENA, CALIFORNIA

LIGO
 CALIFORNIA INSTITUTE OF TECHNOLOGY
 MASSACHUSETTS INSTITUTE OF TECHNOLOGY

LASER INTERFEROMETER
 GRAVITATIONAL-WAVE OBSERVATORY
BT SITEWORK & FABRICATION - HANFORD, WA

TITLE	SCALE	CONTRACT NUMBER	PROJECT NUMBER
NORTHWEST ARM PLAN AND PROFILE STA 126+00 TO STA 133+00	AS NOTED	PP150969	8094
SHEET NUMBER	REVISIONS		
BT-C-020			