

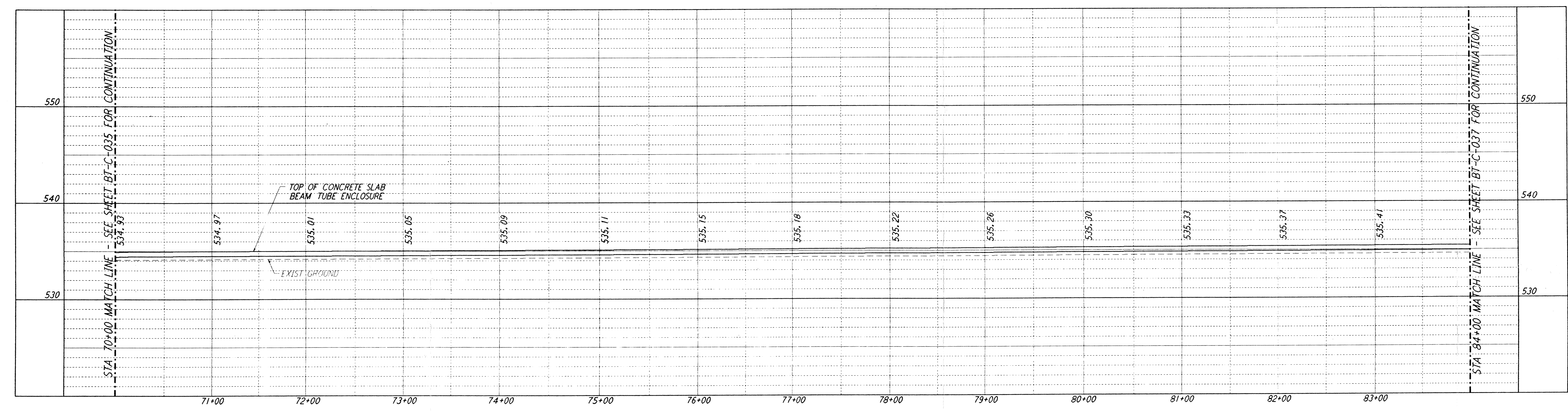
5

4

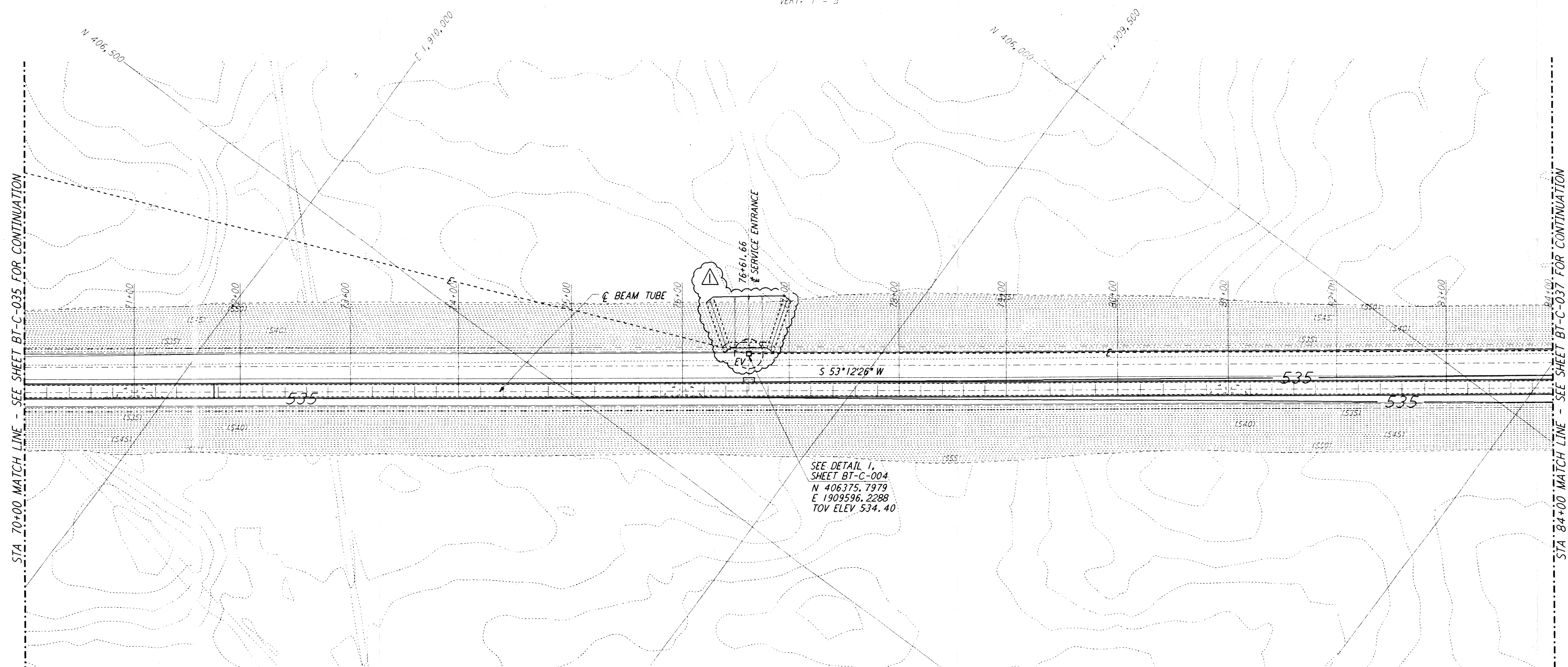
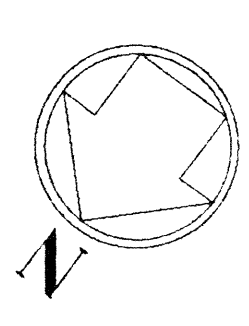
3

2

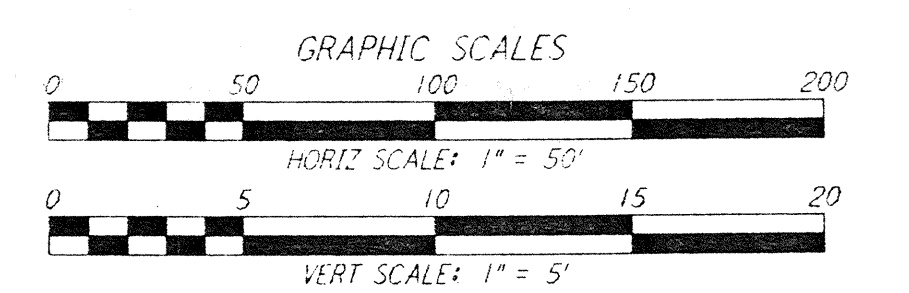
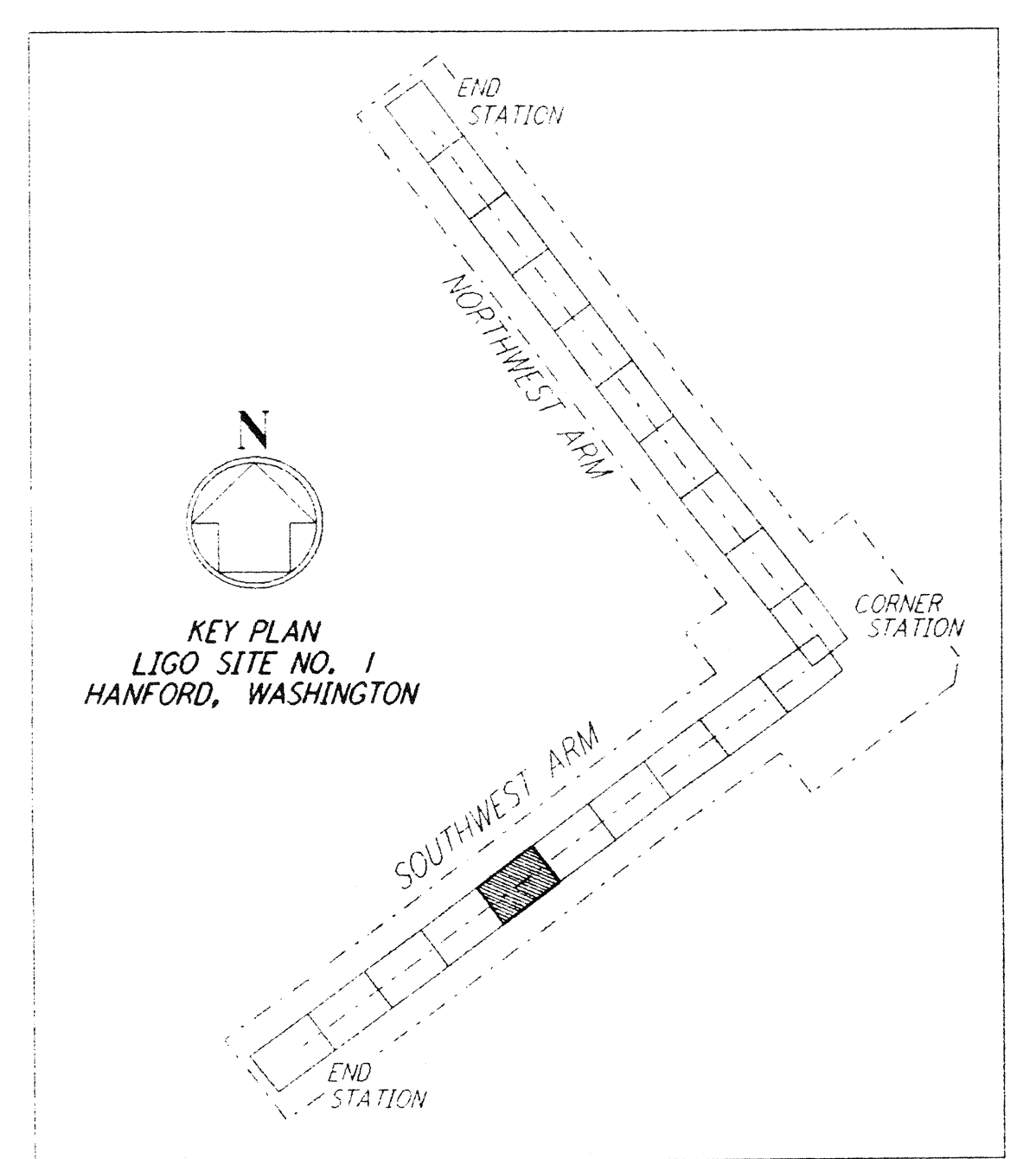
- NOTES:**
- SEE SHEET BT-C-002 FOR GENERAL NOTES, LEGEND AND ABBREVIATIONS.
  - SEE SHEET BT-C-004 FOR TYPICAL SECTIONS AND DETAILS.



**PROFILE**  
 SCALE: HORIZ: 1" = 50'  
 VERT: 1" = 5'



**PLAN**  
 SCALE: 1" = 50'



NO.	DATE	BY	CHKD	ENGR	PROJ	DESCRIPTION
1	2-29-96	WRB				CHANGE ORDER NO. 2

ISSUED FOR CONSTRUCTION		
DRAWN	WRB	1-19-96
CHECKED	MP	1-19-96
ENGINEER	JB	1-19-96
PROJ	MDW	1-19-96

*John R. Howard*  
 MGR

**PARSONS**  
 100 WEST WALNUT STREET  
 PASADENA, CALIFORNIA

**LIGO**  
 CALIFORNIA INSTITUTE OF TECHNOLOGY  
 MASSACHUSETTS INSTITUTE OF TECHNOLOGY

LASER INTERFEROMETER  
 GRAVITATIONAL-WAVE OBSERVATORY  
 BTE SITEWORK & FABRICATION - HANFORD, WA

TITLE: CIVIL  
 SOUTHWEST ARM  
 PLAN AND PROFILE  
 STA 70+00 TO STA 84+00

AS NOTED PPI 50969 8094  
 SHEET NUMBER: **BT-C-036**

LIGO-D960181-01

DATE	BY	APPROVED
3/25/96	WRB	

5

4

3

2

E  
 D  
 C  
 B  
 A

THIS DOCUMENT AND THE DESIGN IT BEARS ARE THE PROPERTY OF PARSONS. THEY ARE LOANED ONLY WITH THE BORROWER'S EXPRESSED WRITTEN AGREEMENT THAT THEY WILL NOT BE REPRODUCED, COPIED, REPRODUCED, OR USED IN ANY OTHER WAY, EXCEPT BY WRITTEN CONSENT FROM PARSONS.