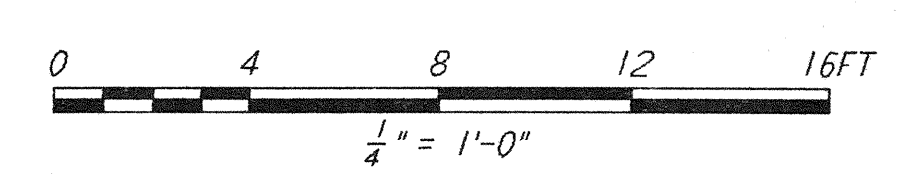
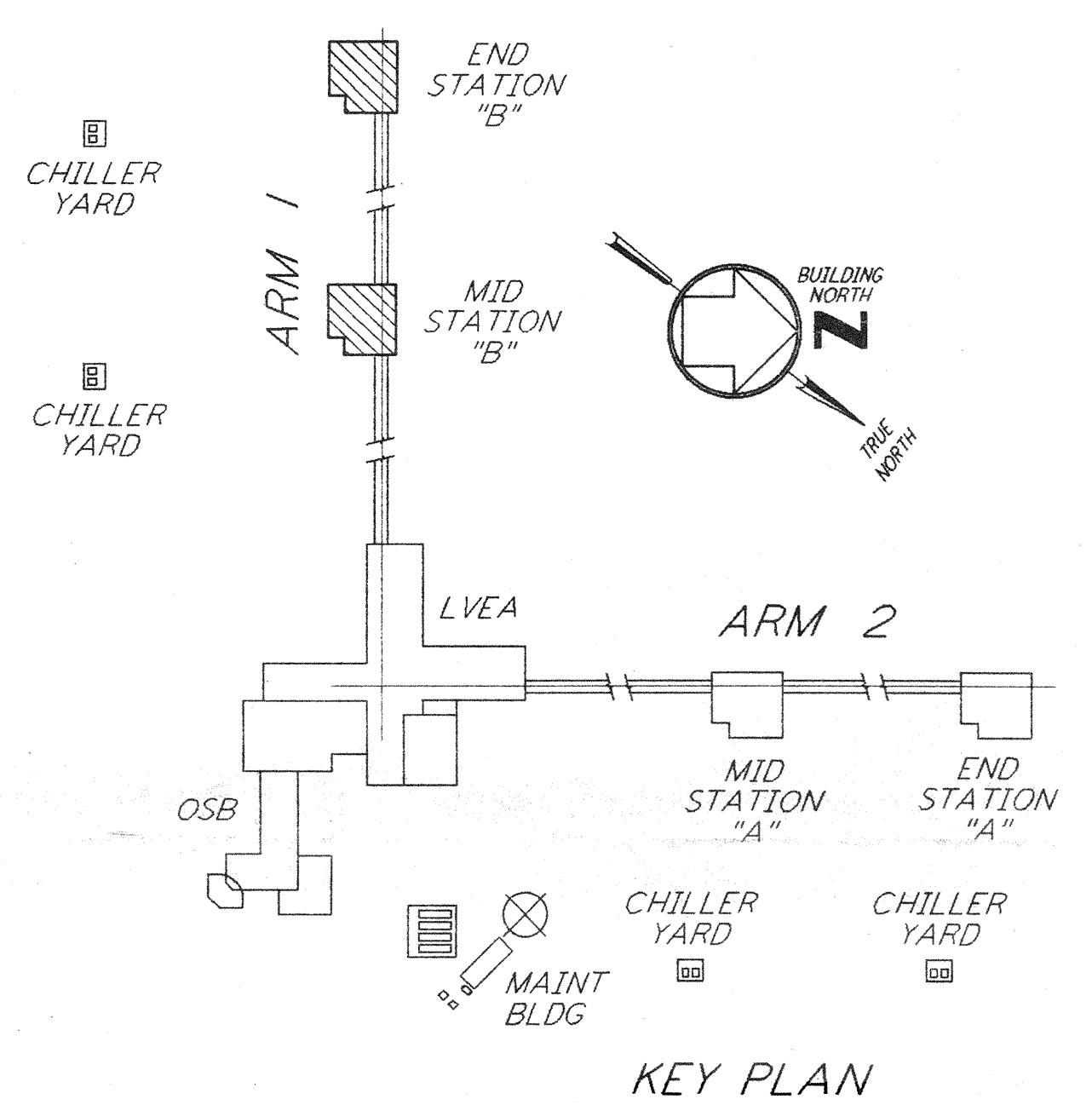


- NOTES:**
- FOR LEGEND, ABBREVIATIONS AND GENERAL NOTES SEE SHEET WA-H-001 AND WA-H-002.
  - ALL SUPPLY AIR DUCTS SHALL BE DOUBLE WALL WITH 1" RIGID INSULATION AND PERFORATED SHEET METAL LINER.
  - RETURN AIR DUCTS FROM VEA ROOM (202) SHALL BE DOUBLE WALL WITH 1/2" RIGID INSULATION AND PERFORATED SHEET METAL LINER.
  - ALL OTHER RETURN AIR DUCTS SHALL BE SINGLE WALL WITHOUT INSULATION OR DUCT LINER.
  - OUTSIDE AIR DUCTS AND INTAKE PLENUMS SHALL BE DOUBLE WALL WITH 2" INSULATION AND SHEET METAL JACKET.
  - TOILET EXHAUST DUCTS SHALL BE SINGLE WALL WITH 1/2" RIGID DUCT LINING.
  - HU-01 & HU-02 SHALL BE LOCATED ON TOP OF THE AIR HANDLING UNIT.
  - VACUUM EQUIPMENT AREA SHALL BE PROVIDED WITH FOUR TEMPERATURE SENSORS TO AVERAGE THE ROOM TEMPERATURE OR TO SELECT ANY ONE TO CONTROL THE ROOM TEMPERATURE.
  - LOCATE TEMPERATURE SENSORS IN VEA 18" ABOVE FLOOR. LOCATE SENSORS AWAY FROM HEAT SOURCE.
  - LOCATE TEMPERATURE SENSORS IN OTHER ROOMS 48" ABOVE FLOOR.
  - THE INTERIOR ENVELOPE OF THE AIR HANDLING UNITS AND THE SUPPLY AIR PLENUM (EXCEPT FLOOR) SHALL BE COVERED WITH 2" RIGID DUCT LINER WITH PERFORATED SHEET METAL LINER.
  - DRAWINGS SHOW THE GENERAL ARRANGEMENT OF THE AIR HANDLING UNITS. THE CONTRACTOR SHALL SUBMIT SHOP DRAWINGS INDICATING ALL CONSTRUCTION DETAILS.

ROOM NAME	TEMPERATURE SET POINT (°F)	
	MIN	MAX
VACUUM EQUIP AREA (VEA)	72	72
EXPERIMENT EQUIP AREA-A	65	80
CHANGE ROOM	65	80
CLEANING AREA - A	65	80
INSPECTION/SHIP/REC	65	80
MECHANICAL ROOM	65	80
VE	65	80




**MID AND END STATION "B" FLOOR PLAN**  
 1/4" = 1'-0"

This document and the design it covers are the property of PARSONS. They are loaned only with the borrower's expressed written agreement that they will not be reproduced, copied, loaned, exhibited, or used in any other way, except by written consent from PARSONS to the borrower.

NO.	DATE	BY	CHKD	ENGR	PROJ	DESCRIPTION

ISSUED FOR CONSTRUCTION  
 DRAWN CLP 6-24-96  
 CHECKED MZ 7/3/96  
 ENGINEER AA 7/3/96  
 PROJ WLLW 7/5/96



**PARSONS**  
 100 WEST WALNUT STREET  
 PASADENA, CALIFORNIA

**LIGO**  
 CALIFORNIA INSTITUTE OF TECHNOLOGY  
 MASSACHUSETTS INSTITUTE OF TECHNOLOGY

LASER INTERFEROMETER  
 GRAVITATIONAL-WAVE OBSERVATORY  
 SITE NO. 1 - HANFORD, WASHINGTON

TITLE	SCALE	CONTRACT NUMBER	PROJECT NUMBER
HVAC MID & END STATIONS "B" FLOOR PLAN	AS NOTED	PP150969	8094
SHEET NUMBER		REVISIONS	
<b>WA-H-212</b>			

LIGO-D960361-00-0  
 LIGOWAF3.BDR