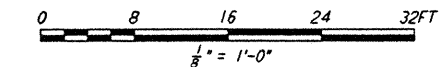
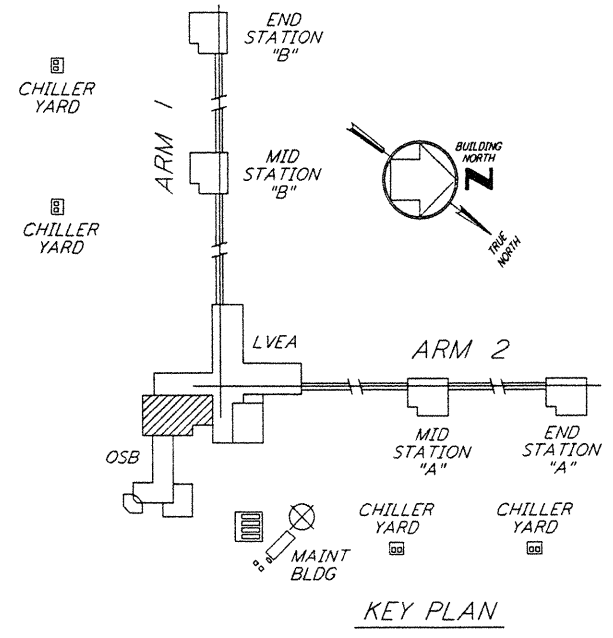
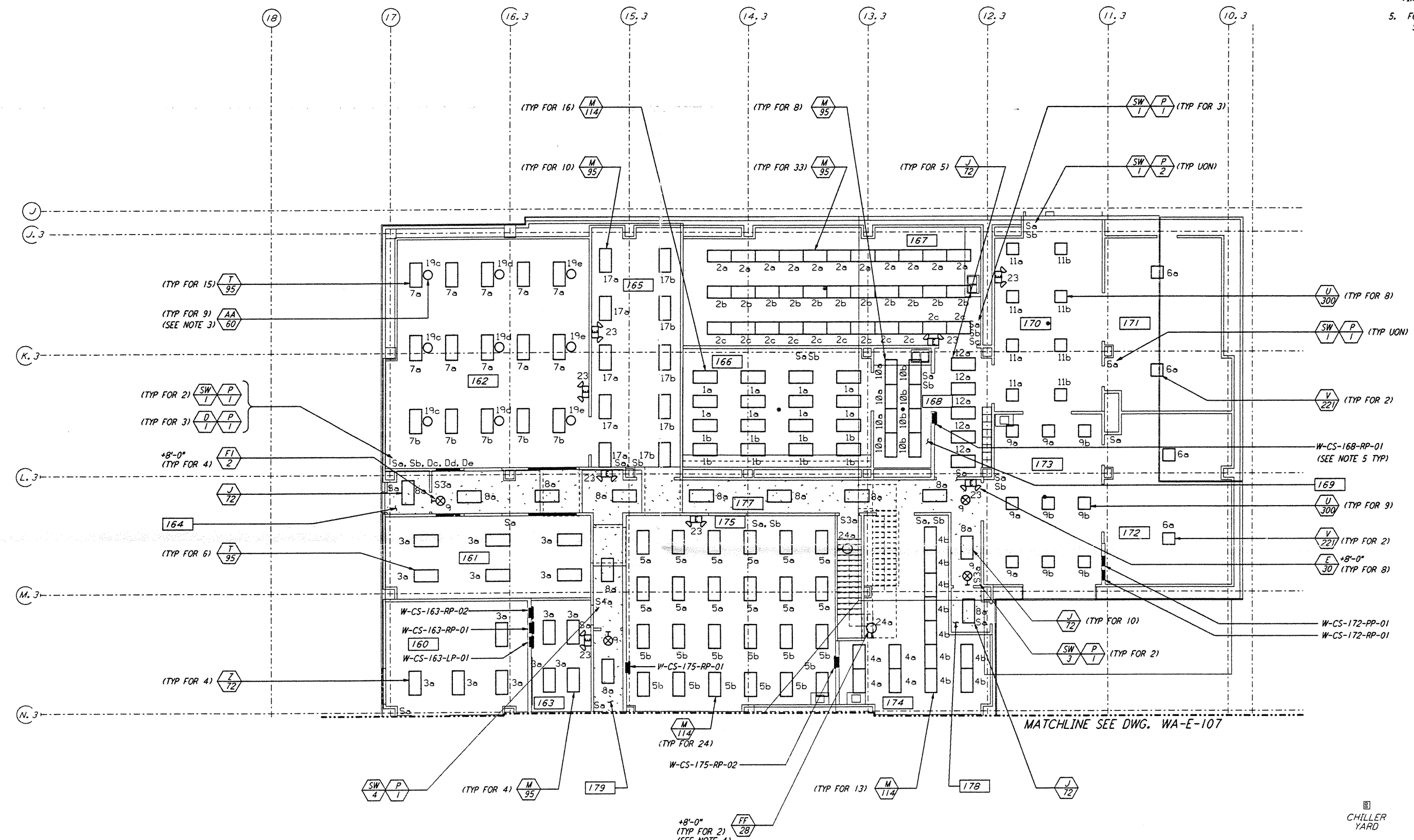
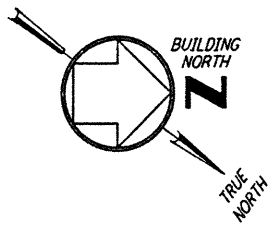


NOTES:


1. FOR NOTES AND REFERENCE DRAWINGS SEE DWG. WA-E-107.
2. ALL CIRCUITS SHOWN ON THIS DRAWING ARE FROM PANEL W-CS-163-LP-01 UNLESS NOTED OTHERWISE.
3. CIRCUIT SHOWN FEEDING THESE LIGHTING FIXTURES IS FROM W-CS-163-RP-01.
4. CIRCUIT SHOWN FEEDING THESE LIGHTING FIXTURES IS FROM W-CS-168-RP-01.
5. FOR ALL PANEL FEEDER CONDUIT AND WIRE SIZES SEE SINGLE LINE DIAGRAM DWG WA-E-006.



This document and the design it covers are the property of PARSONS. They are loaned only with the borrower's expressed written agreement that they will not be reproduced, copied, loaned, exhibited, or used in any other way, except by written consent from PARSONS to the borrower.

DRAWING NO.	DESCRIPTION	NO.	DATE	BY	CHKD	ENGR	PROJ	DESCRIPTION

ISSUED FOR CONSTRUCTION			
DRAWN	M. M.	6-25-96	
CHECKED	SE	7-3-96	
ENGINEER	R	7-3-96	
PROJ	W.D.W.	7/8/96	



100 WEST WALNUT STREET
PASADENA, CALIFORNIA

CALIFORNIA INSTITUTE OF TECHNOLOGY
MASSACHUSETTS INSTITUTE OF TECHNOLOGY

LASER INTERFEROMETER
GRAVITATIONAL-WAVE OBSERVATORY
SITE NO. 1 - HANFORD, WASHINGTON

TITLE	SCALE	CONTRACT NUMBER	PROJECT NUMBER
ELECTRICAL CORNER STATION OSB LAB AREA LIGHTING PLAN	AS NOTED	PP150969	8094
SHEET NUMBER		REVISIONS	
WA-E-108			

LIGO-D960397-00-0 | L100WAF 3.BDR