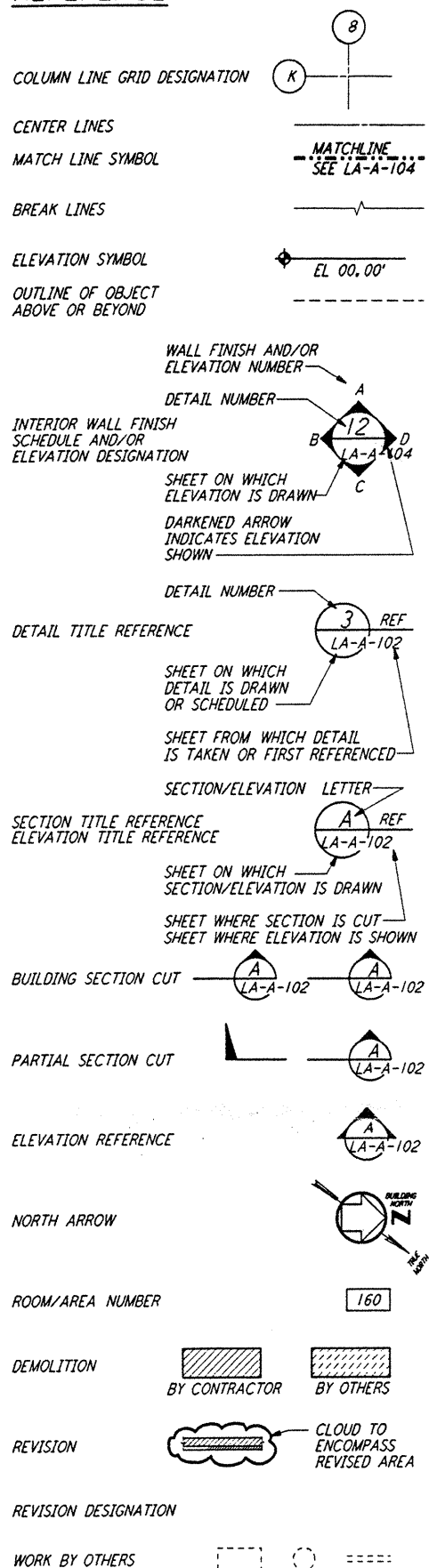
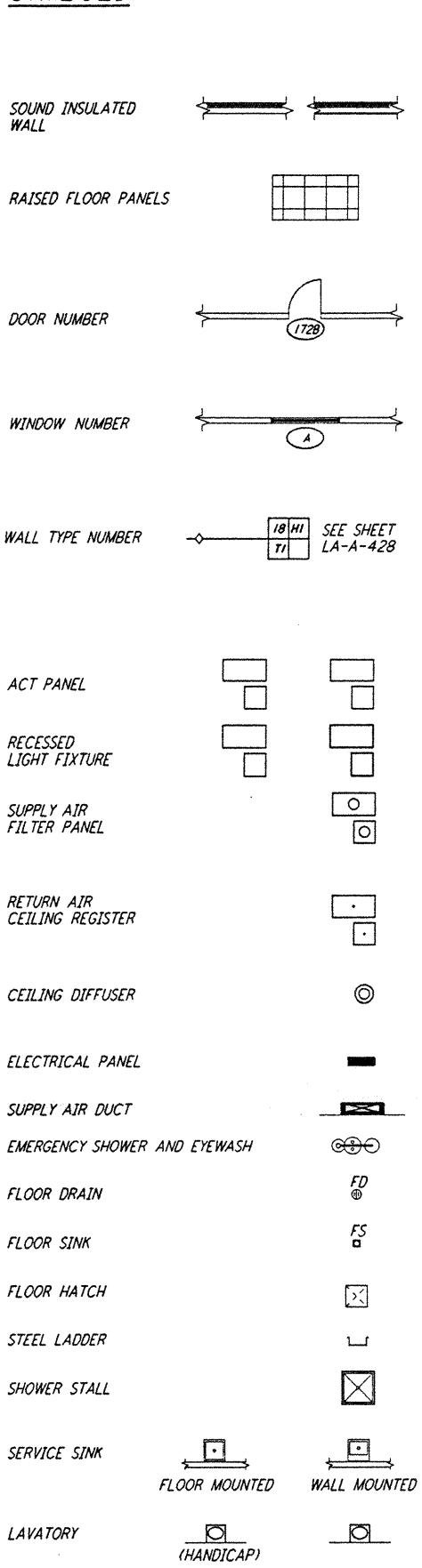


ARCHITECTURAL LEGEND

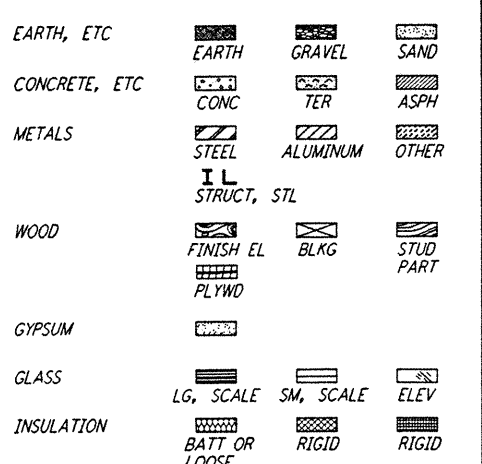
REFERENCE



SYMBOLS



DETAIL SYMBOLS



ABBREVIATIONS

A

A/C AIR CONDITIONING
 AB ANCHOR BOLT
 ABV ABOVE
 AC ASPHALT CONCRETE
 ACT ACOUSTICAL TILE CEILING
 ADH ADHESIVE
 ADJ ADJACENT, ADJUSTABLE
 AFF ABOVE FINISHED FLOOR
 AHU AIR HANDLING UNIT
 AISC AMERICAN INSTITUTE OF STEEL CONSTRUCTION
 AISI AMERICAN IRON AND STEEL INSTITUTE
 AL ALUMINUM
 ALT ALTERNATE
 ANCH ANCHOR
 ANSI AMERICAN NATIONAL STANDARDS INSTITUTE
 APPROX APPROXIMATELY
 ARCH ARCHITECT, ARCHITECTURAL
 ASME AMERICAN SOCIETY OF MECHANICAL ENGINEERS
 ASPH ASPHALT
 ASSY ASSEMBLY
 ASTM AMERICAN SOCIETY FOR TESTING AND MATERIALS
 AUTO AUTOMATIC, AUTOMATION
 AUX AUXILIARY
 AVG AVERAGE

B

BATT BATTEN
 BC BOTTOM OF CURB, BEGIN CURVE
 BD BOARD
 BL BUILDING LINE
 BLDG BUILDING
 BLK BLOCK
 BLKG BLOCKING
 BM BEAM, BENCH MARK
 BOC BOTTOM OF CONDUIT
 BOCA BUILDING OFFICIALS & CODE ADMINISTRATION
 BOD BOTTOM OF DUCT
 BOP BOTTOM OF FOOTING
 BOPF BOTTOM OF PIPE
 BOS BOTTOM OF STEEL
 BOT BOTTOM
 BR BROWN
 BRG BEARING
 BRKT BRACKET
 BSMT BASEMENT
 BTW BETWEEN

C

°C DEGREES CELSIUS
 C COMMUNICATION DUCT OR LINE
 C/C CENTER TO CENTER
 CAB CABINET
 CAP CAPACITY
 CB CATCH BASIN
 CF CUBIC FOOT/FEET
 CHRD CHECKERED
 CI CURB INLET, CAST IRON
 CJ CONSTRUCTION JOINT
 CL CENTERLINE
 CLG CEILING
 CLJ CONTROL JOINT
 CLO CLOSET
 CLR CLEAR
 CMU CONCRETE MASONRY UNIT
 CO CLEANOUT, COMPANY
 COL COLUMN
 COMM COMMUNICATIONS
 CONC CONCRETE
 CONN CONNECTION
 CONSTR CONSTRUCTION
 CONT CONTINUE, CONTINUATION, CONTINUOUS
 CONTR CONTRACTOR
 CP CONTROL PANEL
 CPT CARPET
 CR COLD ROLLED
 CSK COUNTERSINK
 CT CERAMIC TILE
 CTR CENTER
 CU FT CUBIC FOOT/FEET
 CU YD CUBIC YARD(S)
 CY CUBIC YARD(S)

D

DB DECIBEL
 DBL DOUBLE
 DEG DEGREE
 DET DETAIL
 DF DRINKING FOUNTAIN
 DFP DOOR AND FRAME PAINT
 DIA DIAMETER
 DIAG DIAGONAL
 DIM DIMENSION
 DISCH DISCHARGE
 DISTR DISTRIBUTION
 DN DOWN
 DO DITTO
 DR DOOR, DRAIN
 DS DOWNSPOUT
 DTL DETAIL
 DWG DRAWING
 DWGS DRAWINGS

E

E EAST
 EA EACH
 EF EACH FACE
 EFF EFFICIENCY
 EJJ EXPANSION JOINT
 EL ELEVATION
 ELEC ELECTRICAL
 EMERG EMERGENCY
 ENCL ENCLOSURE
 ENT ENTERING
 ENTR ENTRANCE
 EQ EQUAL
 EQUIP EQUIPMENT
 EST ESTIMATE
 ET ELECTRICAL HEAT TRACE
 ETC ETCETERA
 EW EACH WAY
 EWC ELECTRIC WATER COOLER
 EWH ELECTRIC WATER HEATER
 EXIST EXISTING
 EXP EXPOSED, EXPANSION
 EXT EXTERIOR, EXTERNAL

F

°F DEGREES FAHRENHEIT
 F TO F FACE TO FACE
 FA FIRE ALARM
 FD FLOOR DRAIN
 FDN FOUNDATION
 FE FIRE EXTINGUISHER
 FEC FIRE EXTINGUISHER CABINET
 FF FINISH FLOOR
 FFE FINISHED FLOOR ELEVATION
 FG FINISHED GRADE
 FHC FIRE HOSE CABINET
 FH FIRE HYDRANT
 FIN FINISH
 FLG FLANGE
 FLMT FLUSH MOUNT
 FLR FLOOR
 FLUOR FLUORESCENT
 FM FACTORY MUTUAL
 FOC FACE OF CONCRETE
 FOG FACE OF GIRT
 FOS FACE OF STUD
 FOW FACE OF WALL
 FP FIREPROOF, FIREPROOFED
 FR FROM, FIRE RATED
 FRP FIBERGLAS REINFORCED PANEL
 FS FAR SIDE, FLOOR SINK, FLOW SWITCH
 FT FOOT, FEET
 FTG FOOTING, FITTING
 FUT FUTURE
 FV FIRE VALVE CABINET
 FW FIELD WELD
 FWD FORWARD

G

G GREEN, GUTTER
 GA GAUGE
 GAL GALLON
 GALV GALVANIZED
 GB GRADE BEAM, GRADE BAR
 GE GENERAL, GENERATOR
 GI GALVANIZED IRON
 GL GLASS, GLAZING
 GND GROUND
 GOVT GOVERNMENT
 GR GRADE
 GRTG GRATING
 GWB GYPSUM WALLBOARD
 GYP GYPSUM

H

HC HANDICAPPED ACCESSIBLE
 HD HEAD
 HDNR HARDENER
 HDR HEADER
 HDW HARDWARE
 HDWD HOLLOW METAL
 HORIZ HORIZONTAL
 HP HORSEPOWER, HIGH POINT
 HR HOUR
 HT HEIGHT
 HTD HAND TOWEL DISPENSER
 HVAC HEATING, VENTILATING, AND AIR CONDITIONING

I

ID INSIDE DIAMETER
 IE INVERT ELEVATION
 IF INSIDE FACE
 IN INCH
 INCL INCLUDE
 INST INSTANTANEOUS
 INSTR INSTRUMENT
 INSUL INSULATION
 INT INTERIOR

J

JAN JANITOR
 JC JANITOR CLOSET
 JCT JUNCTION
 JST JOIST
 JT JOINT

K

K KIP

L

L LENGTH
 LAB LABORATORY
 LAT LATERAL
 LAV LAVATORY
 LF LINEAR FEET
 LG LARGE
 LH LEFT HAND
 LLH LONG LEG HORIZONTAL
 LLV LONG LEG VERTICAL
 LONG LONGITUDINAL
 LP LOW POINT
 LTG LIGHTING
 LVR LOUVER
 LVEA LASER VACUUM EQUIPMENT AREA

M

MAINT MAINTENANCE
 MATL MATERIAL
 MAX MAXIMUM
 MB MACHINE BOLT
 MCC MOTOR CONTROL CENTER
 MECH MECHANICAL
 MED MEDIUM
 MEMB MEMBRANE
 MFR MANUFACTURER
 MET METAL
 MH MANHOLE
 MIN MINIMUM, MINUTE
 MISC MISCELLANEOUS
 MOD MODIFY, MODIFICATION
 MPH MILES PER HOUR
 MTD MOUNTED
 MULL MULLION

N

NIC NOT IN CONTRACT
 NOM NOMINAL
 NTS NOT TO SCALE

O

O ORANGE
 OA OVERALL
 OC ON CENTER
 OD OUTSIDE DIAMETER/OVERFLOW DRAIN
 OF OUTSIDE FACE
 OH OPPOSITE HAND
 OPNG OPENING
 OPP OPPOSITE
 ORD OVERFLOW ROOF DRAIN
 OSB OPERATIONAL SUPPORT BUILDING

P

PA PUBLIC ADDRESS
 PART BD PARTICLE BOARD
 PB PUSHBUTTON
 PC PROTECTIVE COATING
 PCC PORTLAND CEMENT CONCRETE
 PCF POUNDS PER CUBIC FOOT
 PH PHASE
 PI POINT OF INTERSECTION
 PL PROPERTY LINE, PLATE
 PLB PLUMBING
 PLCS PLACES
 PLYWD PLYWOOD
 PNL PANEL
 POS POSITIVE, POSITION
 PSF POUNDS PER SQUARE FOOT
 PSI POUNDS PER SQUARE INCH
 PTN PARTITION
 PVC POLYVINYL CHLORIDE
 PVMT PAVEMENT

O

OT QUARRY TILE
 OTY QUANTITY

R

R RED, RISER, RADIUS
 RCP REINFORCED CONCRETE PIPE
 RD ROOF DRAIN
 RDRR RADIATOR
 REBAR REINFORCING STEEL BAR
 REF REFERENCE
 REFR REFRIGERATOR
 REIN REINFORCEMENT, REINFORCED
 REQD REQUIRED
 REV REVISION
 RH RIGHT HAND
 RM ROOM
 RO ROUGH OPENING
 ROW RIGHT OF WAY
 RVS REVERSE

S

S SOUTH
 SAP SOUND ABSORBING PANEL
 SCHED SCHEDULE
 SCHEM SCHEMATIC
 SECT SECTION
 SEP SEPARATOR
 SGL SINGLE
 SHT SHEET
 SIM SIMILAR
 SPEC SPECIFICATIONS
 SPRK SPEAKER
 SQ SQUARE
 SQ FT SQUARE FOOT/FEET
 SS SANITARY SEWER/SERVICE SINK
 SST STAINLESS STEEL
 STD STANDARD
 STIF STIFFENER
 STL STEEL
 STOR STORAGE
 STRD STRANDED
 STRUCT STRUCTURAL
 SURF SURFACE
 SUSP SUSPENDED
 SYM SYMMETRICAL
 SYS SYSTEM

T

T TREAD, TANGENT DISTANCE
 TAB TOP AND BOTTOM
 T&G TONGUE AND GROOVE
 TBD TO BE DETERMINED
 TC TOP OF CURB
 TEL TELEPHONE
 TEMP TEMPERATURE, TEMPORARY
 TER TERRAZZO
 THK THICK/THICKNESS
 TOC TOP OF CONCRETE
 TOD TOP OF DUCT
 TOS TOP OF STEEL
 TOW TOP OF WALL
 TPD TOP OF PAVEMENT
 TS TUBE STEEL
 TYP TYPICAL

U

UBC UNIFORM BUILDING CODE
 UC UNDERCUT
 UG UNDERGROUND
 UL UNDERWRITERS LABORATORIES
 UNL UNLESS OTHERWISE NOTED
 UPC UNIFORM PLUMBING CODE
 UPS UNINTERRUPTIBLE POWER SUPPLY
 UR URINAL
 UTIL UTILITY

V

VB VINYL BASE
 VBT VINYL BASE AND TRIM
 VC VERTICAL CURVE
 VCT VINYL COMPOSITION TILE
 VEL VELOCITY
 VERT VERTICAL
 VEST VESTIBULE
 VGWB VINYL SURFACED GYPSUM WALLBOARD
 VIF VERIFY IN FIELD
 VTR VENT THROUGH ROOF
 VMC VINYL WALL COVERING

W

W WITH
 W/O WITHOUT
 WC WATER CLOSET
 WCP WALL AND CEILING PAINT
 WD WOOD
 WH WATER HEATER, WALL HYDRANT
 WO WINDOW OPENING
 WPC WATERPROOF, WORKING POINT
 WR WATER RESISTANT
 WSCT WAINSCOT
 WT WEIGHT
 WWF WELDED WIRE FABRIC

Y


Y YELLOW

MISCELLANEOUS

NUMBER, POUNDS
 & AND
 AT CENTRAL ANGLE OF CURVE
 Δ CENTERLINE
 ° FEET OR MINUTES
 ' INCHES OR SECONDS
 ° DEGREES
 Ø DIAMETER, ROUND

This document and the design it covers are the property of PARSONS. They are loaned only with the borrower's expressed written agreement that they will not be reproduced, copied, loaned, exhibited, or used in any other way, except by written consent from PARSONS to the borrower.

| | | |
|-------------------------|-----|----------|
| ISSUED FOR CONSTRUCTION | CKT | 11-15-96 |
| DRAWN | TK | 11-15-96 |
| CHECKED | TK | 11-15-96 |
| ENGINEER | SC | 11-15-96 |
| PROJ | SC | 11/15/96 |



PARSONS

100 WEST WALNUT STREET
 PASADENA, CALIFORNIA

LIGO

CALIFORNIA INSTITUTE OF TECHNOLOGY
 MASSACHUSETTS INSTITUTE OF TECHNOLOGY

LASER INTERFEROMETER
 GRAVITATIONAL-WAVE OBSERVATORY
 SITE NO. 2 - LIVINGSTON, LOUISIANA

ARCHITECTURAL LEGEND, SYMBOLS & ABBREVIATIONS

SHEET NUMBER: LA-A-001

CONTRACT NUMBER: PPI 50969
 PROJECT NUMBER: 8094

| NO. | DATE | BY | CHKD | ENGR | PROJ | DESCRIPTION |
|-----|------|----|------|------|------|-------------|
| | | | | | | |
| | | | | | | |
| | | | | | | |
| | | | | | | |
| | | | | | | |
| | | | | | | |
| | | | | | | |
| | | | | | | |
| | | | | | | |
| | | | | | | |