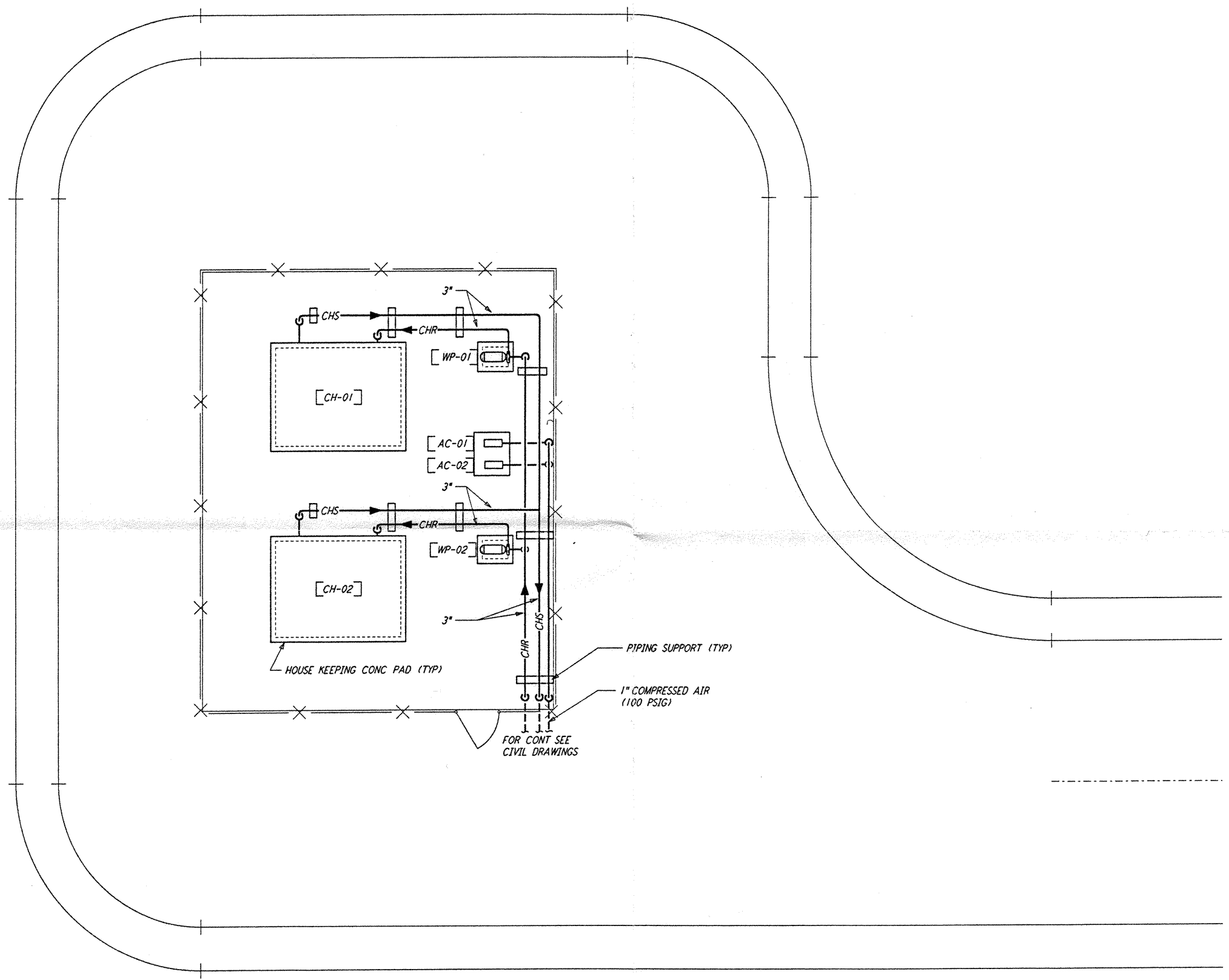
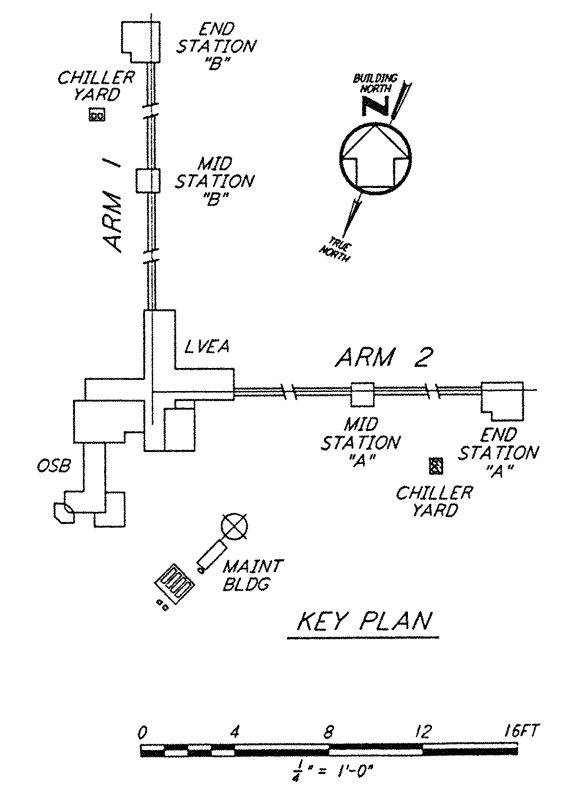


NOTES:

1. FOR LEGEND, ABBREVIATIONS AND GENERAL NOTES SEE SHEET LA-H-001 AND LA-H-002.
2. MAINTAIN 6"-8" CLEAR HEIGHT UNDER PIPES. FOR PIPE SUPPORT DETAILS SEE STRUCTURAL DRAWING WA-S-407.
3. PROVIDE FLOOR MOUNTED ELBOW SUPPORT AT THE PUMP SUCTION. CONTRACTOR MAY USE SUCTION DIFFUSER/STRAINER.
4. REFER TO SPECIFICATIONS FOR PIPE SUPPORT REQUIREMENTS.
5. SUPPORT PIPING TO ELIMINATE ANY LOADS TRANSMITTED FROM PIPING TO PUMPS AND CHILLERS.
6. FOR PIPING FLOW DIAGRAM SEE SHEET LA-H-221.
7. FOR CHILLERS AND PUMPS PIPING DETAILS SEE SHEETS LA-H-411 AND LA-H-412.
8. FOR EXACT LOCATION OF THE CHILLERS AND PUMPS SEE CIVIL DRAWINGS.



END STATION "A" CHILLER YARD PLAN
 1/4" = 1'-0"




not be reproduced, copied, loaned, exhibited, or used in any other way, except by written consent from PARSONS to the borrower.

This document and the design it covers are the property of PARSONS. They are loaned only with the borrower's expressed written agreement that they will

WED DEC 23 10:20AM 1996 8 5/4 2006 J:\LIGOS\SITE2\M\PROJ\WALNUT\LA-H-213.DWG

DRAWING NO.	DESCRIPTION	NO.	DATE	BY	CHKD	ENGR	PROJ	DESCRIPTION

ISSUED FOR CONSTRUCTION	
DRAWN	CLP 11-15-96
CHECKED	7/5 10-25-96
ENGINEER	AA 10-23-96
PROJ	2011 11/5/96



PARSONS
 100 WEST WALNUT STREET
 PASADENA, CALIFORNIA

LIGO
 CALIFORNIA INSTITUTE OF TECHNOLOGY
 MASSACHUSETTS INSTITUTE OF TECHNOLOGY

LASER INTERFEROMETER
 GRAVITATIONAL-WAVE OBSERVATORY
 SITE NO. 2 - LIVINGSTON, LOUISIANA

TITLE	SCALE	CONTRACT NUMBER	PROJECT NUMBER
HVAC END STATION "A" CHILLER YARD PLAN	AS NOTED	PP150969	8094
SHEET NUMBER		REVISIONS	
LA-H-213			