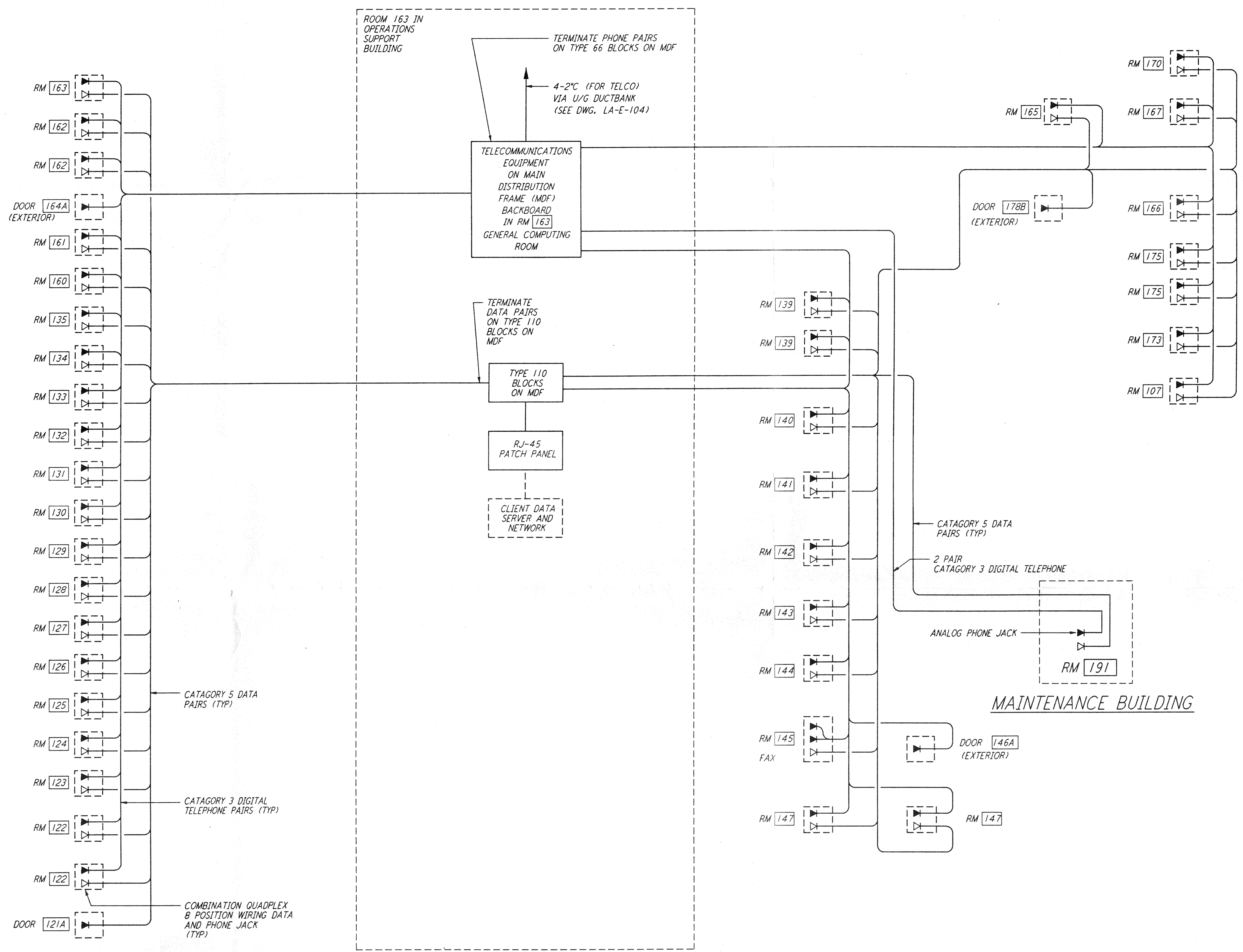


NOTE:
 1. FOR SPECIFICATIONS SEE SPECIFICATION SECTION 16742 TELEPHONE AND DATA CABLE.





TELEPHONE, FACILITY DATA RISER DIAGRAM

not be reproduced, copied, loaned, exhibited, or used in any other way, except by written consent from PARSONS to the borrower.

This document and the design it covers are the property of PARSONS. They are loaned only with the borrower's expressed written agreement that they will

NO.	DATE	BY	CHKD	ENGR	PROJ	DESCRIPTION

ISSUED FOR CONSTRUCTION		
DRAWN	M. M.	11-15-96
CHECKED	LCL	7-24-96
ENGINEER	KCR	10-26-96
PROJ	ESB	11/15/96



LASER INTERFEROMETER GRAVITATIONAL-WAVE OBSERVATORY SITE NO. 2 - LIVINGSTON, LOUISIANA			
TITLE	SCALE	CONTRACT NUMBER	PROJECT NUMBER
ELECTRICAL CORNER STATION COMMUNICATIONS RISER DIAGRAM	NONE	PP150969	8094
SHEET NUMBER		REVISIONS	
LA-E-109			