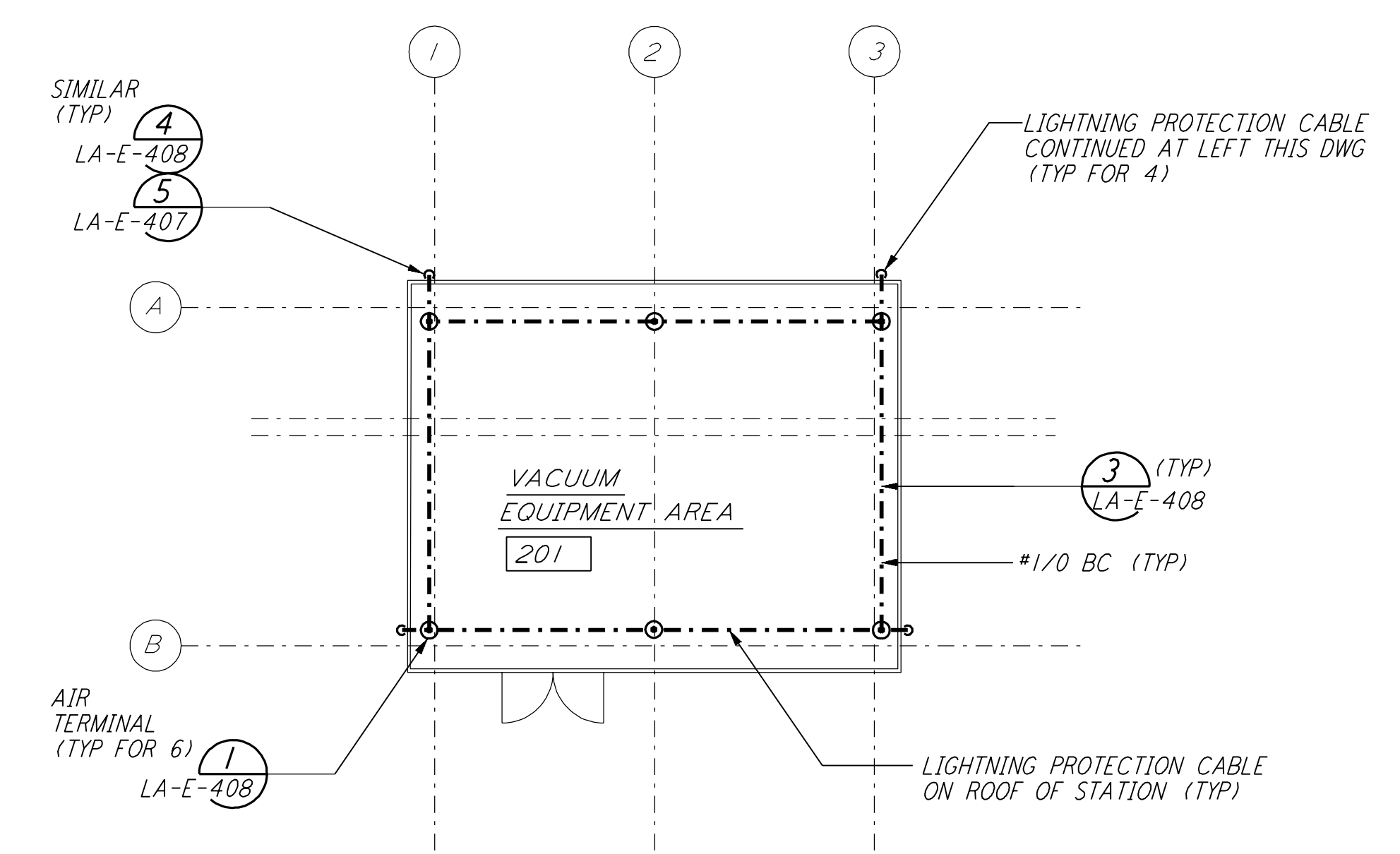
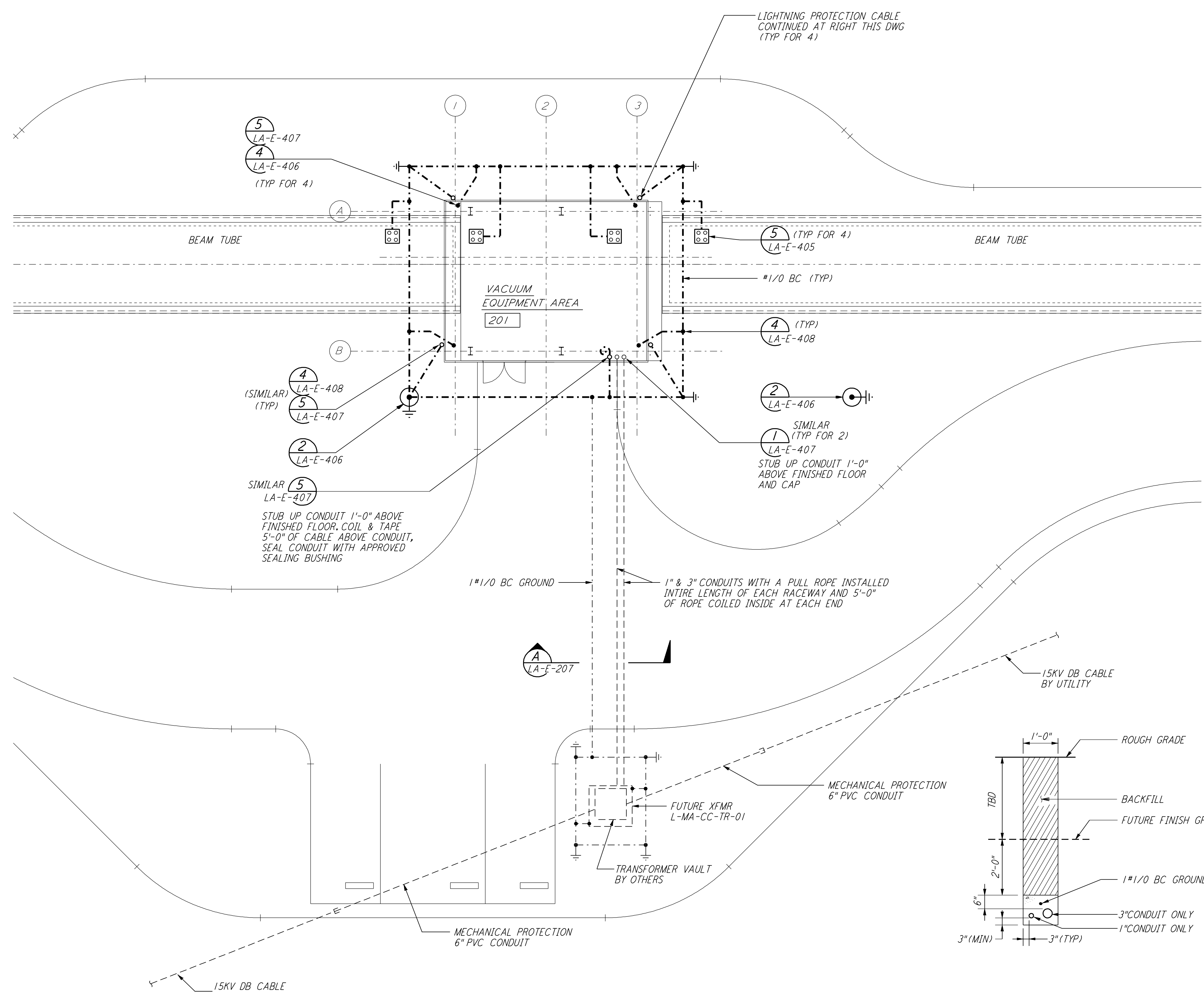
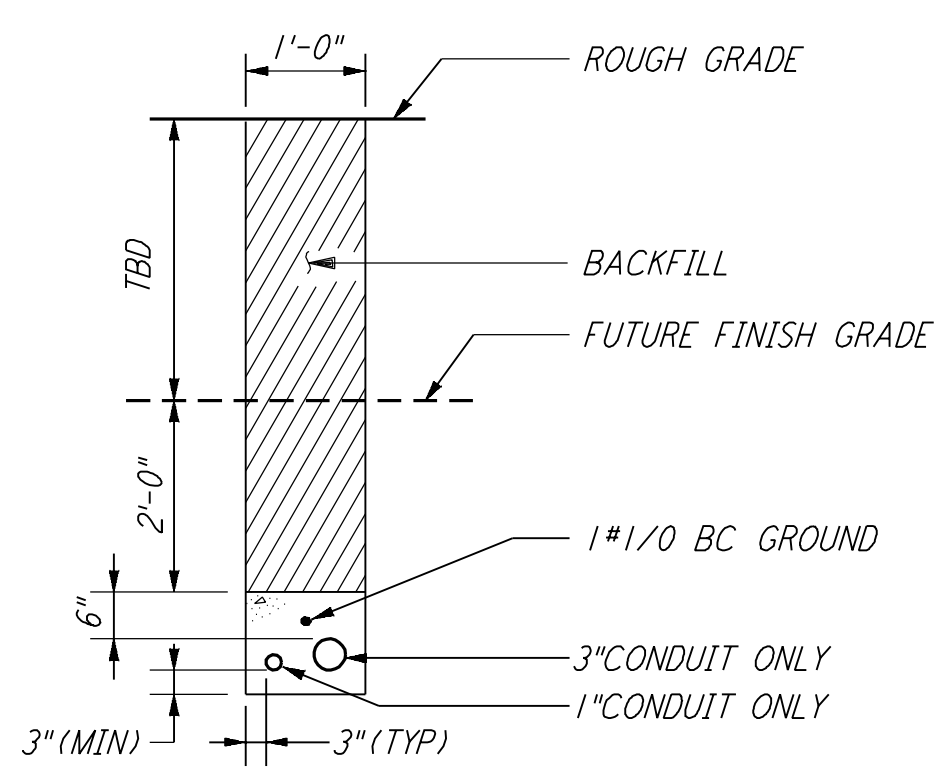


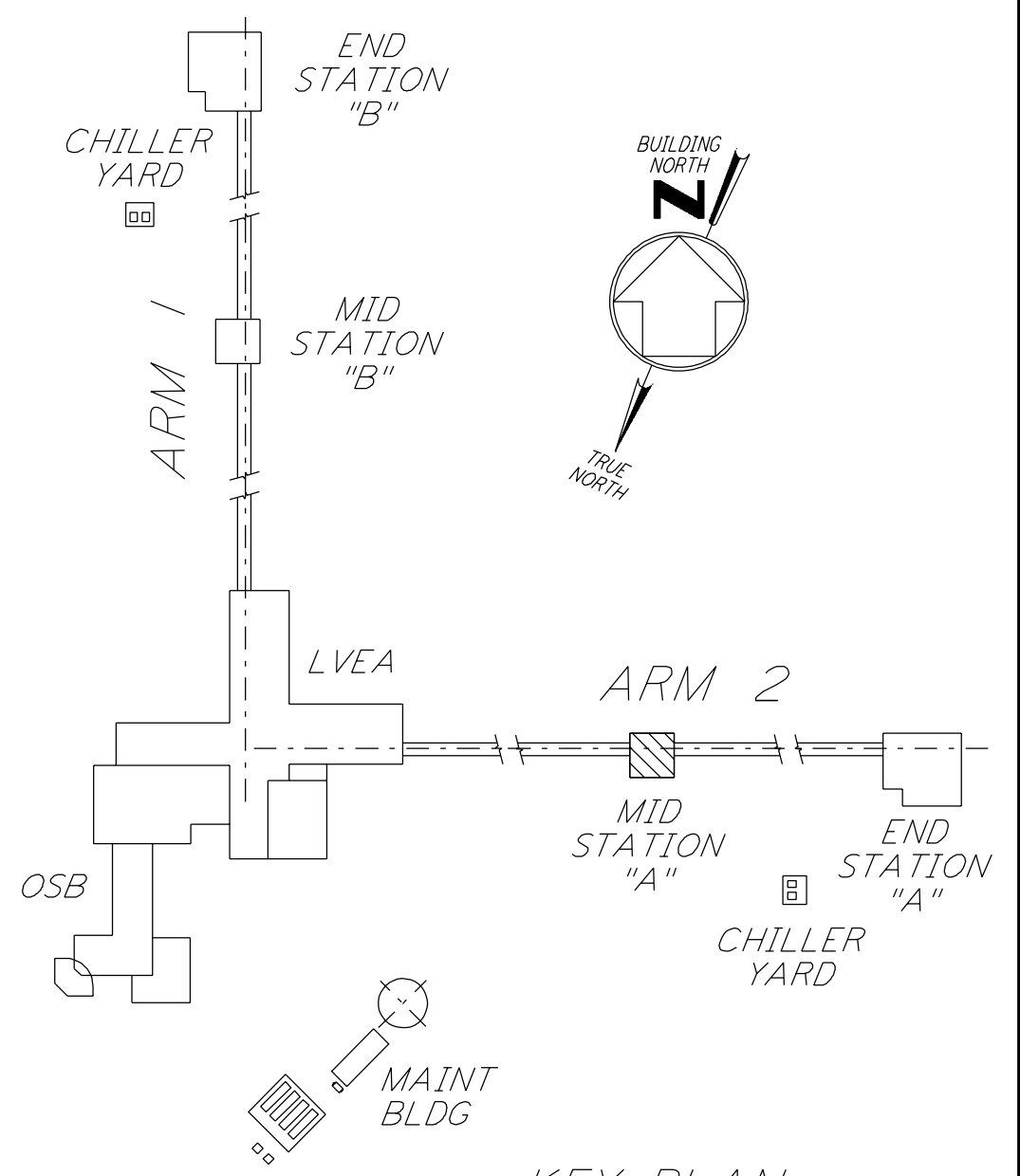
- NOTES:**
- FOR GENERAL NOTES SEE DWG. LA-E-103.
 - CONNECT GROUNDING CONDUCTOR TO REBAR AT BOTTOM OF FOUNDATION. REBAR SHALL BE AT LEAST 20 FEET LONG AND 1/2" DIAMETER.
 - SEE CIVIL DRAWING LA-C-021 FOR ACTUAL LOCATION OF TRANSFORMER.
 - SEE SPECIFICATION SECTION 16670 FOR LIGHTNING PROTECTION MATERIAL.
 - GROUND CONNECTION TO STRUCTURAL STEEL SHALL BE EXOTHERMIC WELD TYPE, AND APPROPRIATE FOR THE CABLE AND STRUCTURAL STEEL.



LIGHTNING PROTECTION PLAN



SECTION A REF LA-E-207



KEY PLAN

LIGO-D961031-01-0

| NO. | DATE | BY | CHKD | ENGR | PROJ | DESCRIPTION |
|-----|--------|----|------|------|------|---------------------|
| 1 | 8-7-98 | JE | | | | ISSUED FOR AS-BUILT |

| ISSUED FOR CONSTRUCTION | | |
|-------------------------|----------|----------|
| DRAWN | M. M. | 11-15-96 |
| CHECKED | JCL | 7-24-96 |
| ENGINEER | KCR | 10-25-96 |
| PROJ | T. D. M. | 11-15-96 |

AS-BUILT DRAWINGS

PARSONS
 100 WEST WALNUT STREET
 PASADENA, CALIFORNIA

LIGO
 CALIFORNIA INSTITUTE OF TECHNOLOGY
 MASSACHUSETTS INSTITUTE OF TECHNOLOGY

LASER INTERFEROMETER
 GRAVITATIONAL-WAVE OBSERVATORY
 SITE NO. 2 - LIVINGSTON, LOUISIANA

| | | | |
|--|----------|-----------------|----------------|
| TITLE | SCALE | CONTRACT NUMBER | PROJECT NUMBER |
| ELECTRICAL MID STATION A GROUNDING & UNDERGROUND PLAN | AS NOTED | PP150969 | 8094 |
| SHEET NUMBER | | REVISIONS | |
| LA-E-207 | | | |

This document and the design it covers are the property of PARSONS. They are loaned only with the borrower's expressed written agreement that they will not be reproduced, copied, loaned, exhibited, or used in any other way, except by written consent from PARSONS to the borrower.

Wed Oct 7 13:44:38 1998 c:\p1\site2\ee\lae207.d3z