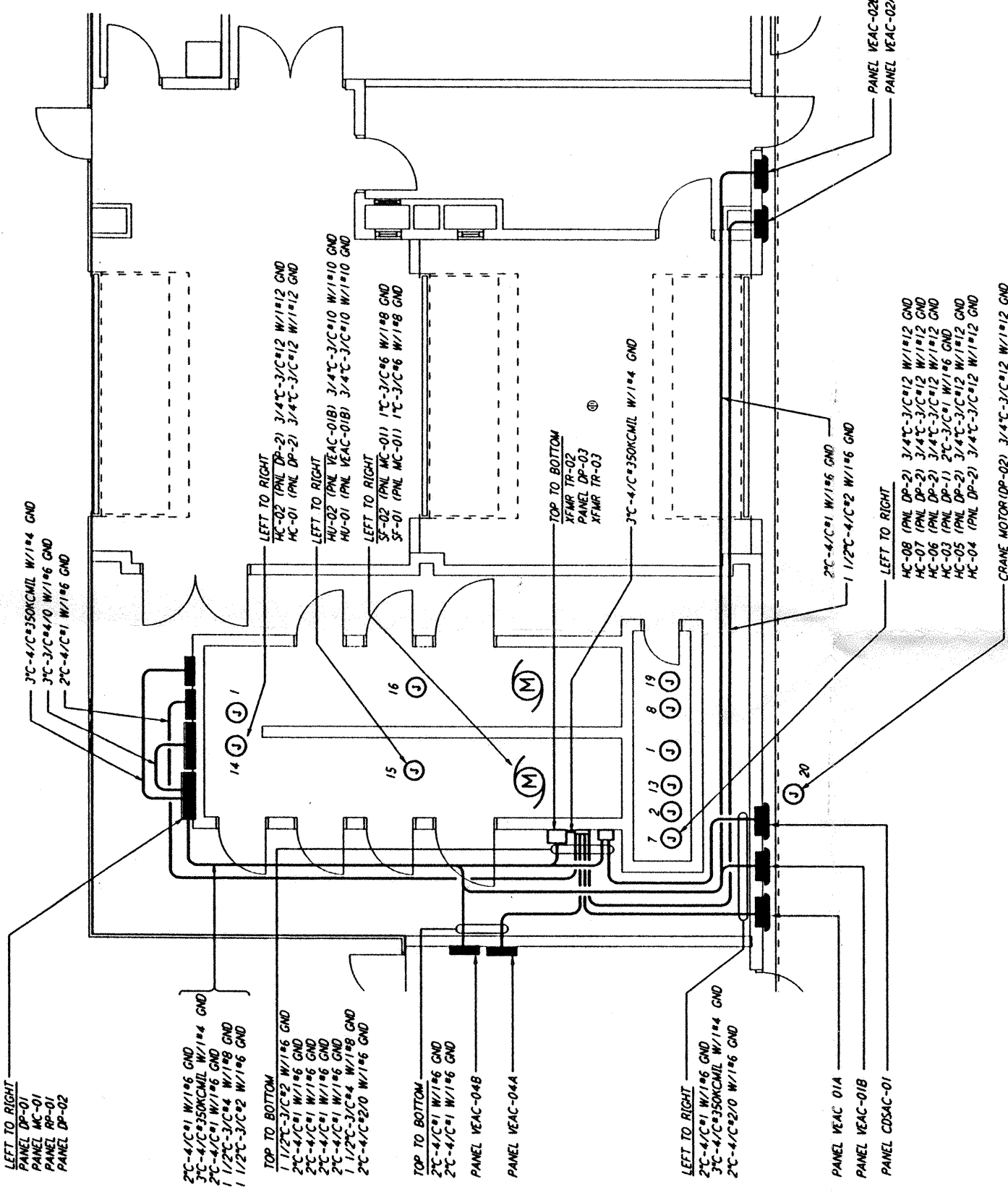
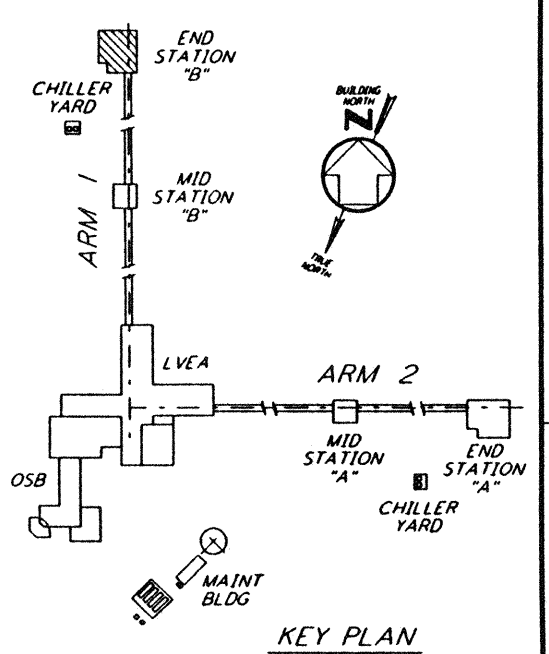


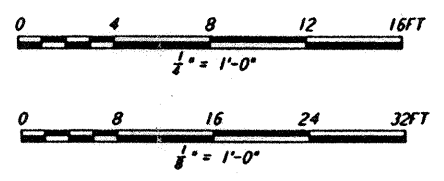
**POWER PLAN**  
 1/8" = 1'-0"



**ENLARGED PLAN**  
 1/4" = 1'-0"



**KEY PLAN**



**NOTES:**

1. FOR STANDARD SYMBOLS, ABBREVIATIONS AND ACRONYMS SEE DWG. LA-E-001.
2. FOR ELECTRICAL SYMBOLS SEE DWG. LA-E-002.
3. FOR STANDARD INSTALLATION DETAILS SEE DWG. LA-E-404 AND LA-E-409.
4. FOR CABLE TYPE DESCRIPTION SEE DWG. LA-E-007.
5. ALL CONDUIT RUNS ARE SHOWN DIAGRAMMATICALLY ONLY. CONTRACTOR SHALL COORDINATE INSTALLATION WITH OTHER DISCIPLINES.
6. FOR SINGLE LINE DIAGRAM, SEE DWG. LA-E-008.
7. FOR EQUIPMENT LOCATION, SEE HVAC DWG. LA-H-211.
8. ALL CIRCUITS SHOWN ON THIS DRAWING ARE FROM PANEL RPO1 UNLESS OTHERWISE NOTED.
9. CIRCUIT SHOWN FEEDING THESE ITEMS ARE FROM DP-02.
10. PANEL SCHEDULES ARE SHOWN ON DRAWINGS LA-E-205 AND LA-E-206.

This document and the design it covers are the property of PARSONS. They are loaned only with the borrower's expressed written agreement that they will not be reproduced, copied, loaned, exhibited, or used in any other way, except by written consent from PARSONS to the borrower.

This document and the design it covers are the property of PARSONS. They are loaned only with the borrower's expressed written agreement that they will not be reproduced, copied, loaned, exhibited, or used in any other way, except by written consent from PARSONS to the borrower.

REFERENCES	DRAWING NO.		DESCRIPTION	
LA-E-203	END STATION A UNDERGROUND PLAN			

REVISIONS	NO.	DATE	BY	CHKD	ENGR	PROJ	DESCRIPTION
B	7-24-96	MM	JCL				ISSUED FOR BID
A	6-14-96	MM	JCL	KR	TDM		FINAL DESIGN REVIEW

DRAWN	M. M.
CHECKED	
ENGINEER	
PROJ	

**PARSONS**  
 100 WEST WALNUT STREET  
 PASADENA, CALIFORNIA

**LIGO**  
 CALIFORNIA INSTITUTE OF TECHNOLOGY  
 MASSACHUSETTS INSTITUTE OF TECHNOLOGY

LASER INTERFEROMETER  
 GRAVITATIONAL-WAVE OBSERVATORY  
 SITE NO. 2 - LIVINGSTON, LOUISIANA

TITLE	SCALE	CONTRACT NUMBER	PROJECT NUMBER
ELECTRICAL END STATION B ABOVEGROUND POWER PLAN	AS NOTED	PP150969	8094
SHEET NUMBER		PROJECT NUMBER	
LA-E-214		8094	

Tue Jul 23 20:44:45 1996 S3-V18B2 J:\PLOTS\QUEUES\V18B2\EE214.PRF