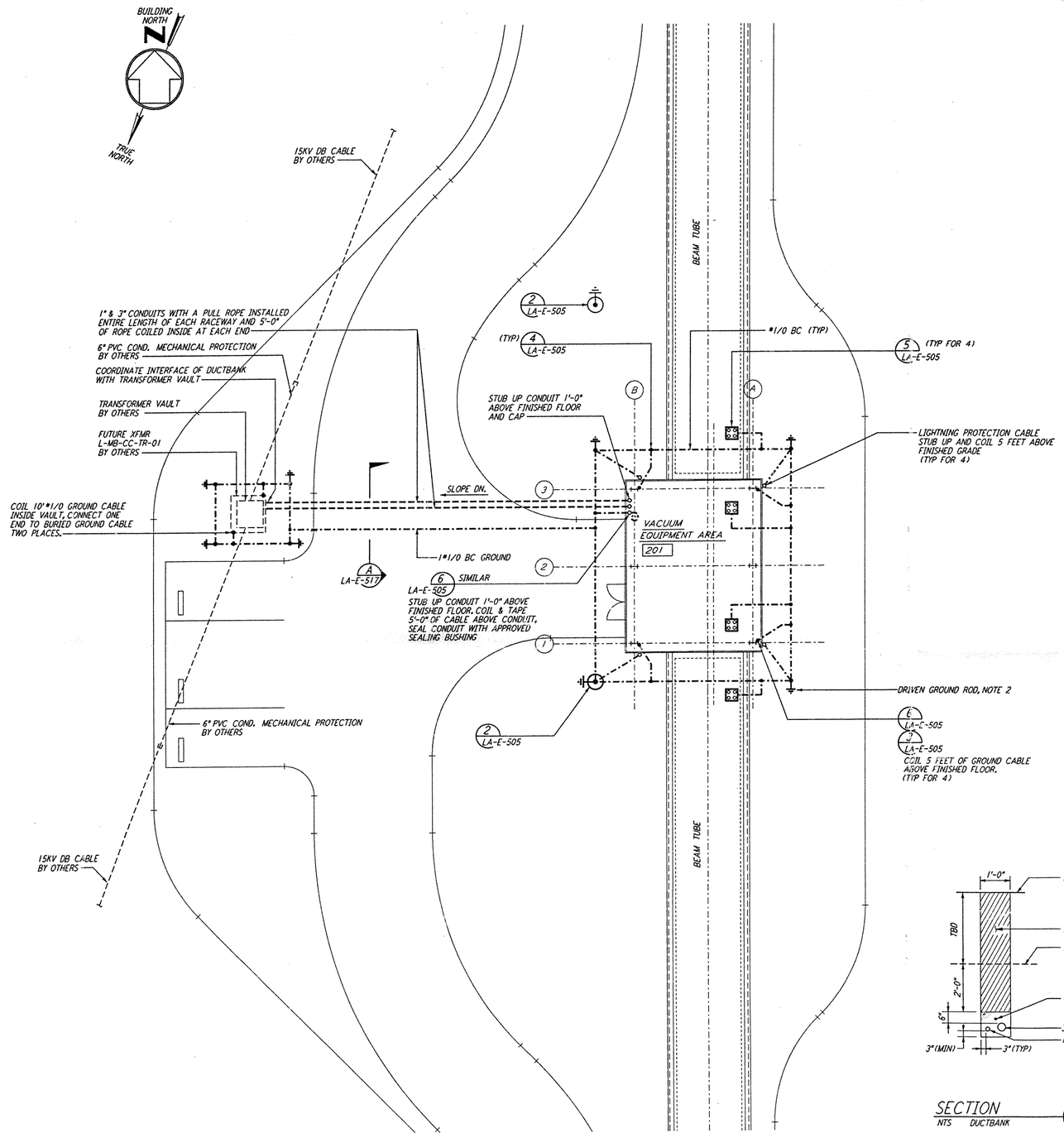

GROUNDING & UNDERGROUND PLAN

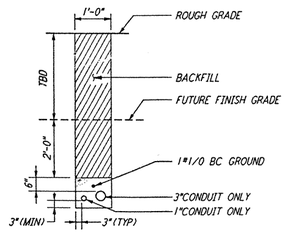

SECTION — NTS — DUCTBANK — A REF LA-E-517

NOTES:

1. SEE CIVIL DRAWING LA-C-541 FOR ACTUAL LOCATION OF TRANSFORMER VAULT.
2. SEE SPECIFICATION SECTION 16670 FOR LIGHTNING PROTECTION AND GROUNDING MATERIAL.

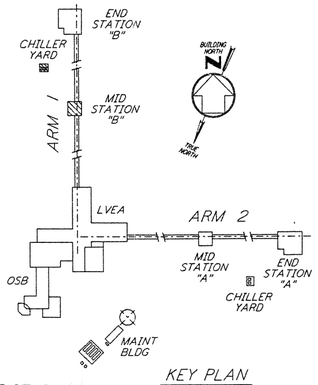

KEY PLAN

1/8" = 1'-0"
0 8 16 24 32FT

LIGO-D961245-A-O

REFERENCES		REVISIONS						
DRAWING NO.	DESCRIPTION	NO.	DATE	BY	CHKD	ENGR	PROJ	DESCRIPTION
		A	6-14-96				TDM	FINAL DESIGN REVIEW

DRAWN	M. M.
CHECKED	
ENGINEER	
PROJ	

PARSONS
100 WEST WALNUT STREET
PASADENA, CALIFORNIA

LIGO
CALIFORNIA INSTITUTE OF TECHNOLOGY
MASSACHUSETTS INSTITUTE OF TECHNOLOGY

LASER INTERFEROMETER GRAVITATIONAL-WAVE OBSERVATORY
SITE NO. 2 - LIVINGSTON, LOUISIANA

TITLE: ELECTRICAL MID STATION B GROUNDING & UNDERGROUND PLAN

SCALE	CONTRACT NUMBER	PROJECT NUMBER
AS NOTED	PP150969	8094

SHEET NUMBER: LA-E-517 — REVISIONS: A

LIGO-D961245-A-O

LIGOLAF3.BDR

This document and the design it covers are the property of PARSONS. They are loaned only with the borrower's expressed written agreement that they will not be reproduced, copied, loaned, exhibited, or used in any other way, except by written consent from PARSONS to the borrower.