This document and the design it covers are the property of **PARSONS**. They are loaned only with the borrower's expressed written agreement that they will not be reproduced, copied, loaned, exhibited, or used in any other way, except by written consent from **PARSONS** to the borrower.

NOTES:

1. SEE SHEET LA-C-502 FOR GENERAL NOTES, LEGEND AND ABBREVIATIONS.
2. SEE SHEET LA-C-504 FOR TYPICAL SECTIONS AND DETAILS.

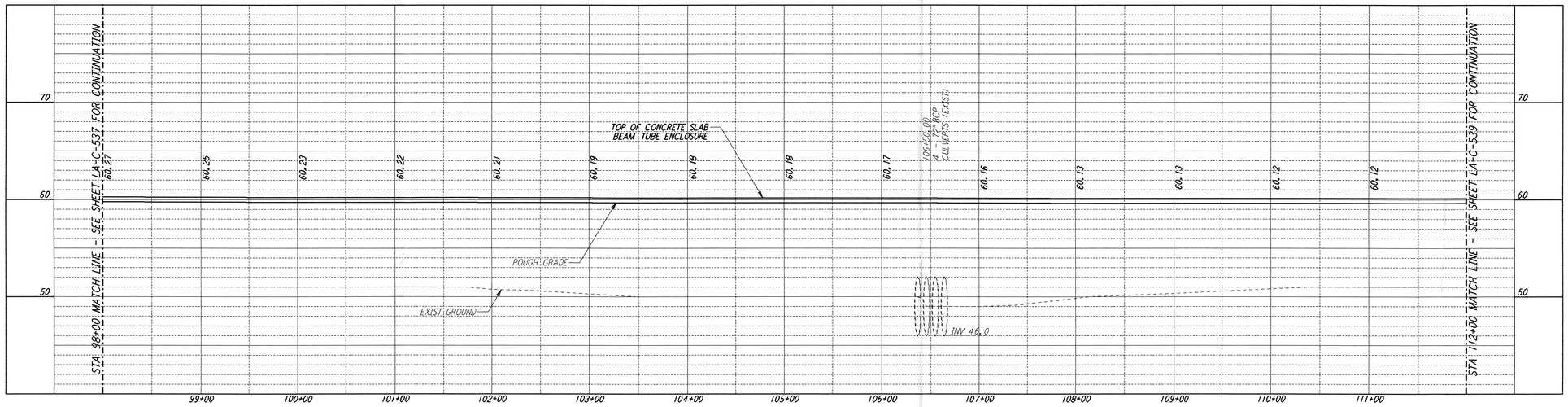

PROFILE

SCALES: HORIZ: 1" = 50'
VERT: 1" = 5'

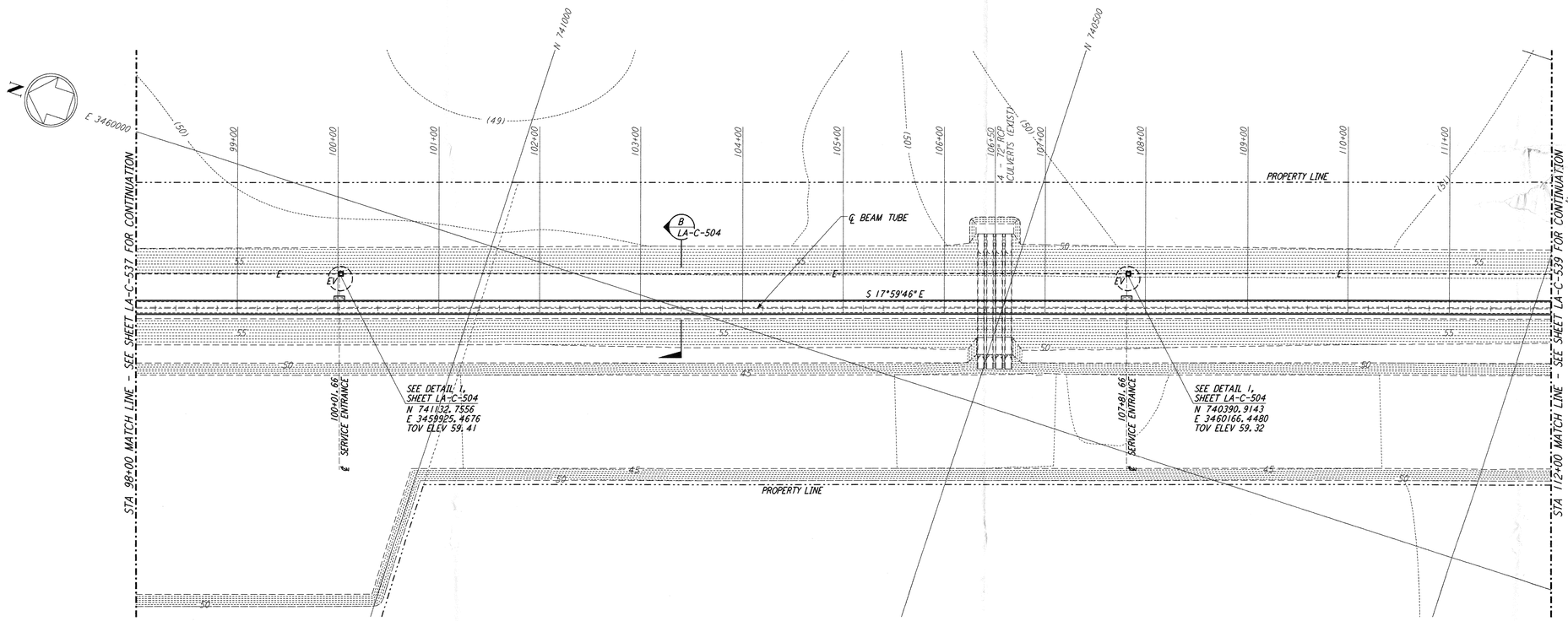

PLAN

SCALE: 1" = 50'

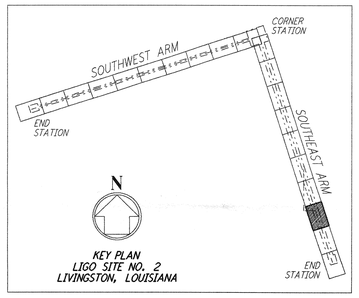

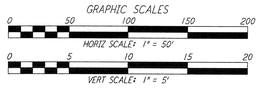

LIGO-D961283-B-O

REFERENCES		REVISIONS							
		B	7/24/96	WRB	MC	JB	TDM	ISSUED FOR BID
		A	6/28/96	WRB	ML	JB	TDM	FINAL DESIGN REVIEW
DRAWING NO.	DESCRIPTION	NO.	DATE	BY	CHKD	ENGR	PROJ	DESCRIPTION

DRAWN	WRB	6/24/96
CHECKED		
ENGINEER		
PROJ		

PARSONS
100 WEST WALNUT STREET
PASADENA, CALIFORNIA

LIGO
CALIFORNIA INSTITUTE OF TECHNOLOGY
MASSACHUSETTS INSTITUTE OF TECHNOLOGY

LASER INTERFEROMETER
GRAVITATIONAL-WAVE OBSERVATORY
BEAM TUBE ENCLOSURE - LIVINGSTON, LA

TITLE: CIVIL
SOUTHEAST ARM
PLAN AND PROFILE
STA 98+00 TO STA 112+00

SCALE	CONTRACT NUMBER	PROJECT NUMBER
AS NOTED	PP150969	8094

SHEET NUMBER: LA-C-538
REVISIONS: B

LIGO-D961283-B-O

LIGOLTF3.BDR