

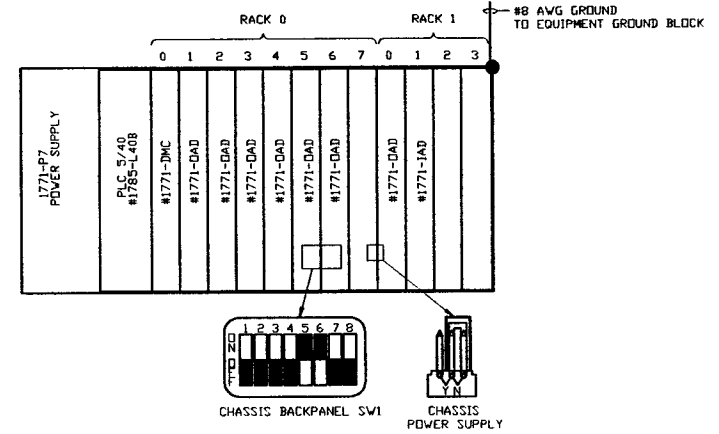
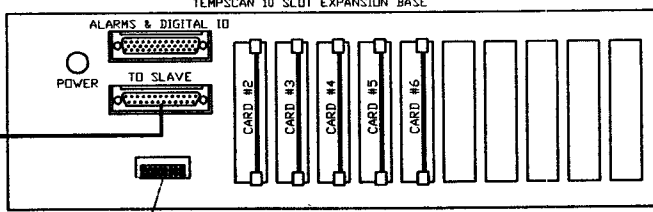
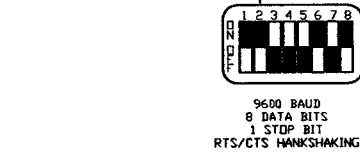
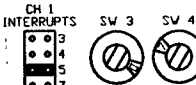
PLC STATION #01

PLC	BLK	CLW	SHLD	RESISTOR
2	1	SH		
2	1	SH		



PLC 5/30 SETTINGS

PLC	BLK	CLW	SHLD	RESISTOR
2	1	SH		



APR 30 1996

L190-D961411-01-V

PROPRIETARY AND CONFIDENTIAL				UNLESS OTHERWISE SPECIFIED DIMENSIONS ARE IN INCHES				PROCESS SYSTEMS INTERNATIONAL, INC. 20 WAUPOLE DR. WESTBOROUGH, MASSACHUSETTS 01581 USA			
THIS DOCUMENT CONTAINS PROPRIETARY INFORMATION BELONGING TO PROCESS SYSTEMS INTERNATIONAL, INC. OR ITS AFFILIATED COMPANIES AND SHALL BE USED ONLY FOR THE PURPOSE FOR WHICH IT WAS SUPPLIED. IT SHALL NOT BE COPIED, REPRODUCED OR OTHERWISE USED FOR ANY OTHER PURPOSE WITHOUT THE WRITTEN CONSENT OF PROCESS SYSTEMS INTERNATIONAL, INC. AND SHALL BE RETURNED UPON REQUEST.				TOLERANCES: FRACTIONAL & DECIMAL DIMENSIONS: .005" .010" .015" .020" .030" .040" .050" .060" .070" .080" .090" .100" THREE PLACE DECIMAL: .005" .010" .015" .020" .030" .040" .050" .060" .070" .080" .090" .100" FRESH SURFACE DIMENSIONS: .005" .010" .015" .020" .030" .040" .050" .060" .070" .080" .090" .100" REMOVE ALL BURRS				PLC CONFIGURATION COMMUNICATION CABLING L190 BAKEDOUT SYSTEM			
DO NOT SCALE THIS DRAWING				1 ISSUED FOR CONSTRUCTION				REV. 1			
USED ON:				REV. 0 ISSUED FOR RELEASE				CAB FILE: V0493014			
NEXT ASS'Y:				REV. 1				SHEET 1 OF 1			
DESCRIPTION				DESCRIPTION				SCALE: NONE			