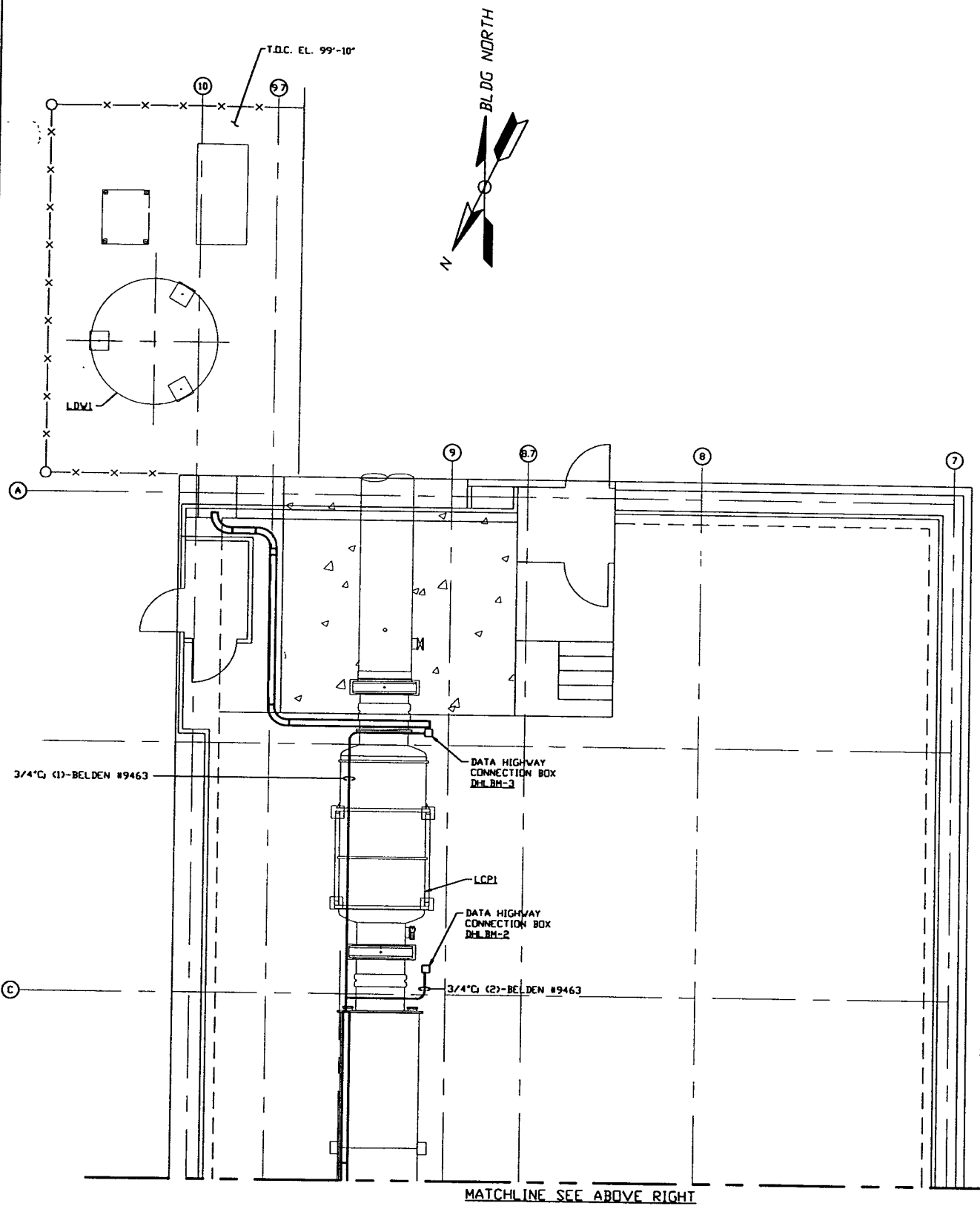
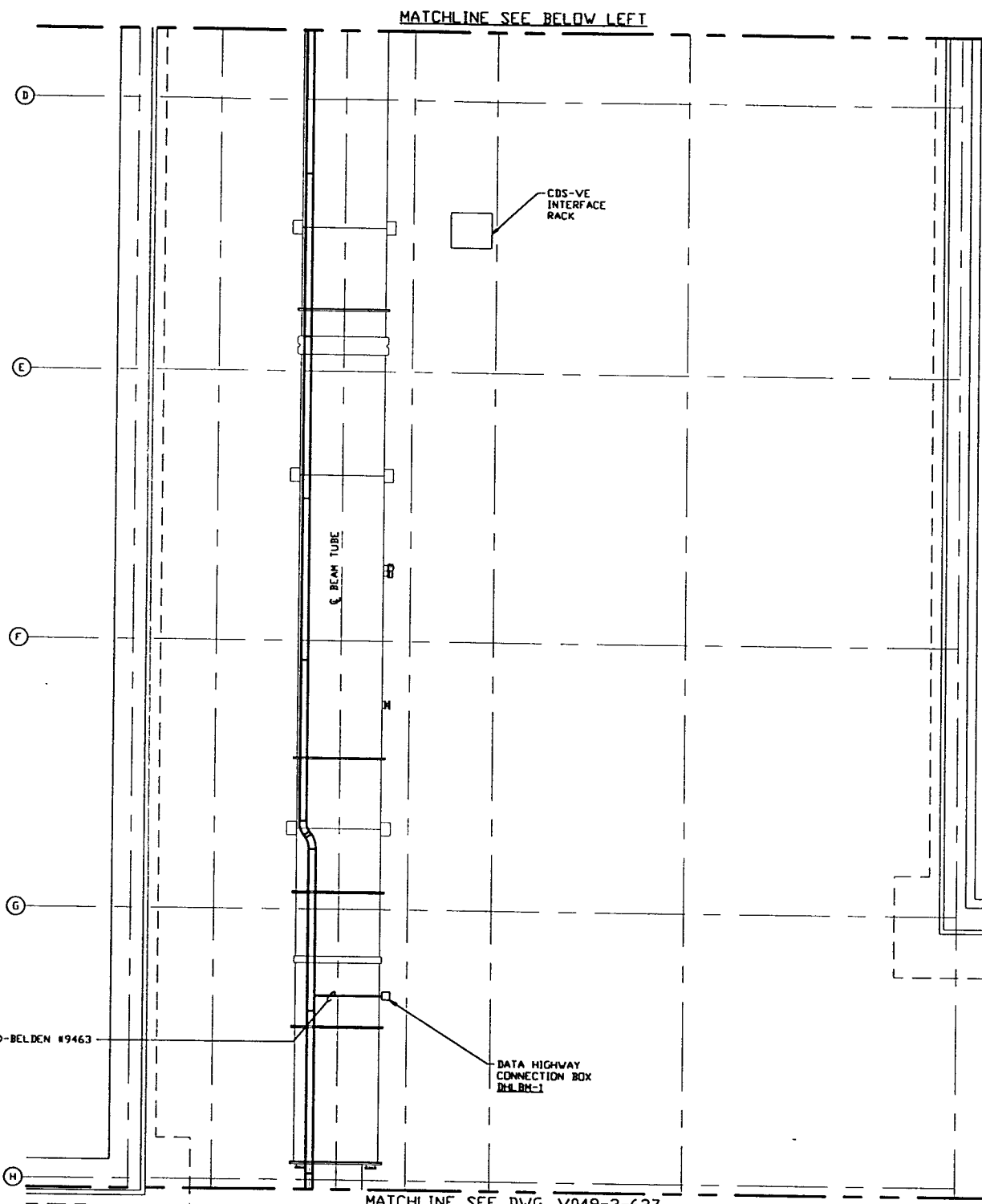


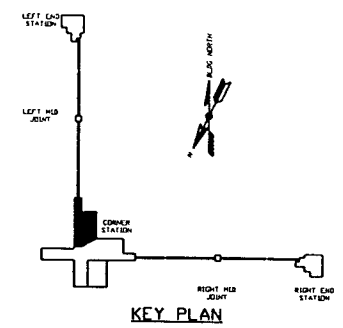
- NOTES:**
- 1.) FOR GENERAL NOTES & LEGEND SEE PSI DWG. #V049-3-001 SHT. 1.
 - 2.) FOR LIST OF CIVIL CONTRACTORS REFERENCE DWGS. WITH CURRENT REVISIONS SEE PSI DWG. #V049-3-001 SHT. 2.
 - 3.) DATA HIGHWAY EXTENSION CABLES FOR BAKEDOUT CART TO CONNECTION BOX ARE PROVIDED W/CART
 - 4.) FOR DATA HIGHWAY INTERCONNECTING WIRING SEE DWG. #V049-3-631.
 - 5.) IDENTIFY ALL CONNECTION BOXES WITH BLACK PHENOLIC TAGS WITH WHITE LETTERING. LETTERING SHALL BE 3/8" HIGH.
 - 6.) LOCATE CONNECTION BOXES ADJACENT TO BAKEDOUT CART CONTROL POWER. SEE PSI DWG. #V049-3-617
 - 7.) ALL CONDUIT SHALL BE EMT UNLESS OTHERWISE NOTED



LEFT BEAM MANIFOLD PLAN @ EL. 100'-0"



PRELIMINARY NOT FOR CONSTRUCTION



KEY PLAN

PROPRIETARY AND CONFIDENTIAL		REFERENCE DRAWINGS	
V049-3-631	DATA HIGHWAY INTERCONNECTION DIAGRAM LOUISIANA		
V049-3-617	POWER PLAN LOUISIANA LEFT BEAM MANIFOLD		
V049-3-607	CABLE TRAY PLAN LOUISIANA LEFT BEAM MANIFOLD		
V049-3-003	LOUISIANA OVERALL SITE PLAN		
V049-3-001	GENERAL NOTES & LEGEND		
DWG. NO.	DESCRIPTION	DWG. NO.	DESCRIPTION

UNLESS OTHERWISE SPECIFIED		ISSUE DESCRIPTION	
DIMENSIONS ARE IN INCHES		0	ISSUE FOR LA DESIGN REVIEW
TOLERANCES:		REV	DESCRIPTION
FUNCTIONAL & ANNOTATION 1/8" - 3/16" BOUNDS 1/16"		CHKD	DRWN
FINISHED SURFACE DIMS. BREAK CORNERS 1/4" OUT. REMOVE ALL BURRS		DATE	DESN
DO NOT SCALE THIS DRAWING		02.24.97	04.30
USED ON			
NEXT ASS'Y:			

LIGO-D970131-00-V

PROCESS SYSTEMS INTERNATIONAL INC.
20 WALRUP DR. WESTBOROUGH, MASSACHUSETTS 01581 USA

DATA HIGHWAY PLAN
LIGO VACUUM EQUIPMENT
LOUISIANA SITE
LEFT BEAM MANIFOLD

CAR FILE: V0493628
SIZE: D
DWG. NO.: V049-3-628
REV: 0

SCALE: 3/16" = 1' - 0"
SHEET: 1 OF 1