

8 7 6 5 4 3 2 1

REVISIONS			
REV.	DESCRIPTION	DATE	APPROVED

D

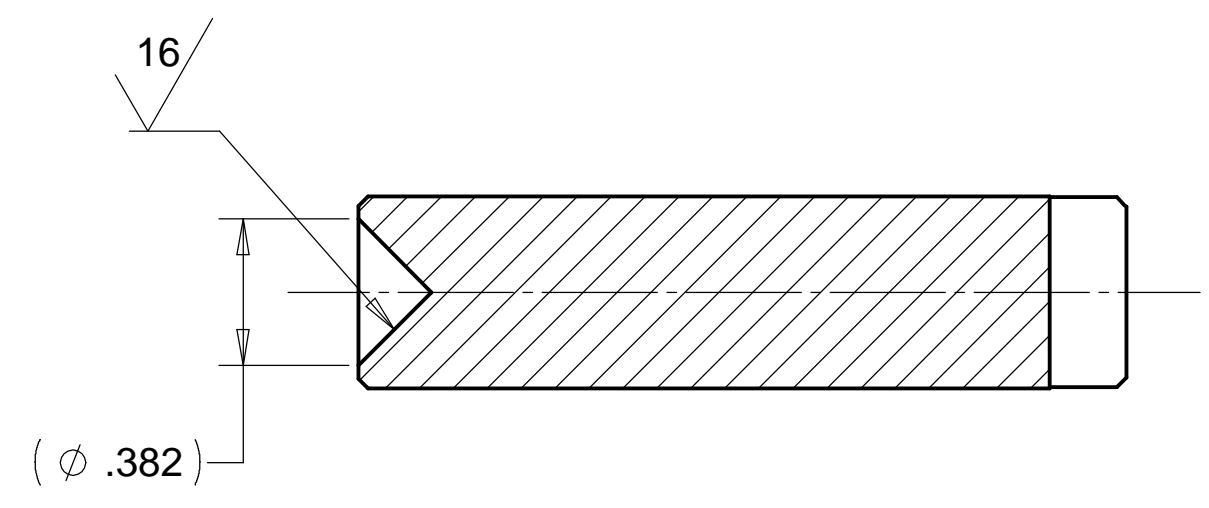
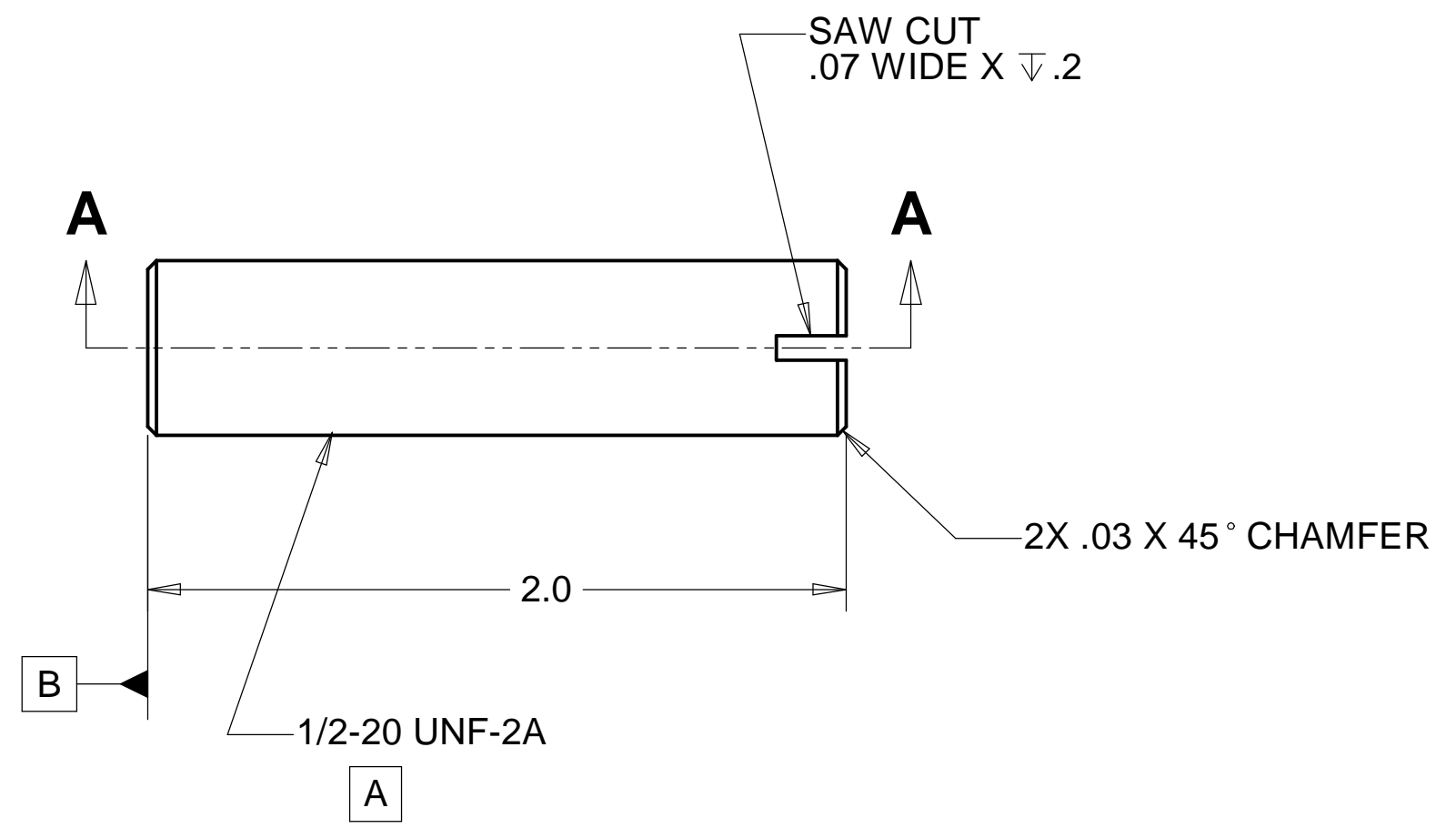
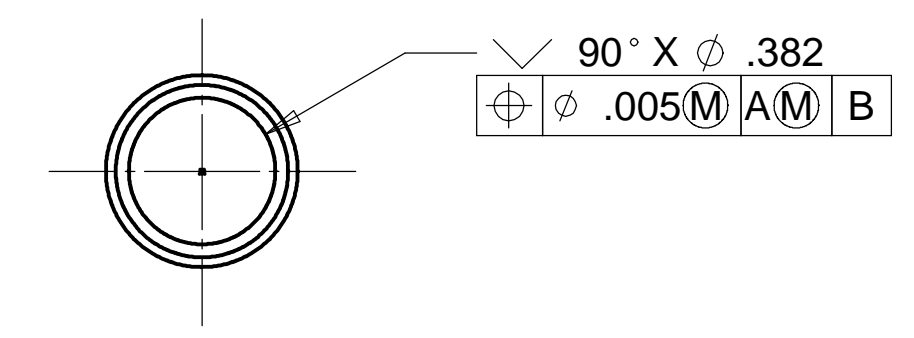
D

C

C

B

B



SECTION A-A

MATL: 17-4PH STAINLESS STEEL - H900
WEIGHT: 0.11 lbs.

NOTES: UNLESS OTHER WISE SPECIFIED

1. ALL DIMENSIONS IN INCHES
2. DIMENSIONS AND TOLERANCING PER ANASI Y14.5M-1994
3. SURFACE TEXTURE PER ANI/ASME B 46.1-1985
4. REMOVE ALL BURRS AND BREAK SHARP EDGES TO A MAXIMUM OF .015
5. ALL INSIDE CORNERS TO BE .015 RADIUS MAX
6. COUNTERSINK 82 DEGREES ALL TAPPED HOLES TO MAJOR DIAMETER
7. COUNTERSINK 82 DEGREES APPROXIMATELY .015 DEEP ALL DRILLED HOLES
8. PARTS TO BE THOROUGHLY CLEANED TO REMOVE ALL OIL, GREASE, DIRT AND CHIPS
9. PART NUMBER (DRAWING NO. PLUS DASH NO. PLUS SERIAL NO.) TO BE CLEARLY MARKED ON THE PART ITSELF.

PARTS LIST			
UNLESS OTHERWISE SPECIFIED: DIMENSIONS ARE IN INCHES -TOLERANCES-	CAD GENERATED DRAWING, DO NOT MANUALLY UPDATE DO NOT SCALE DRAWING		HYTEC, INC TITLE LIGO FINE X TRANSLATION ADJUSTING SCREW
	DECIMALS	ANGULAR = +/- .30'	
.X = +/- .1		DESIGNED	10-22-97
.XX = +/- .03		DRAWN	15-20-97
.XXX = +/- .010	SURFACE FINISH = 250	CHECKED	11-28-97
FINISH		ENGR.	12-01-97
PART NO.		APPROVED	11-21-97
D972108-1		T. THOMPSON	SCALE 2/1
			REVISION
			D972108 D 1 of 1

8 7 6 5 4 3 2 1

A

A