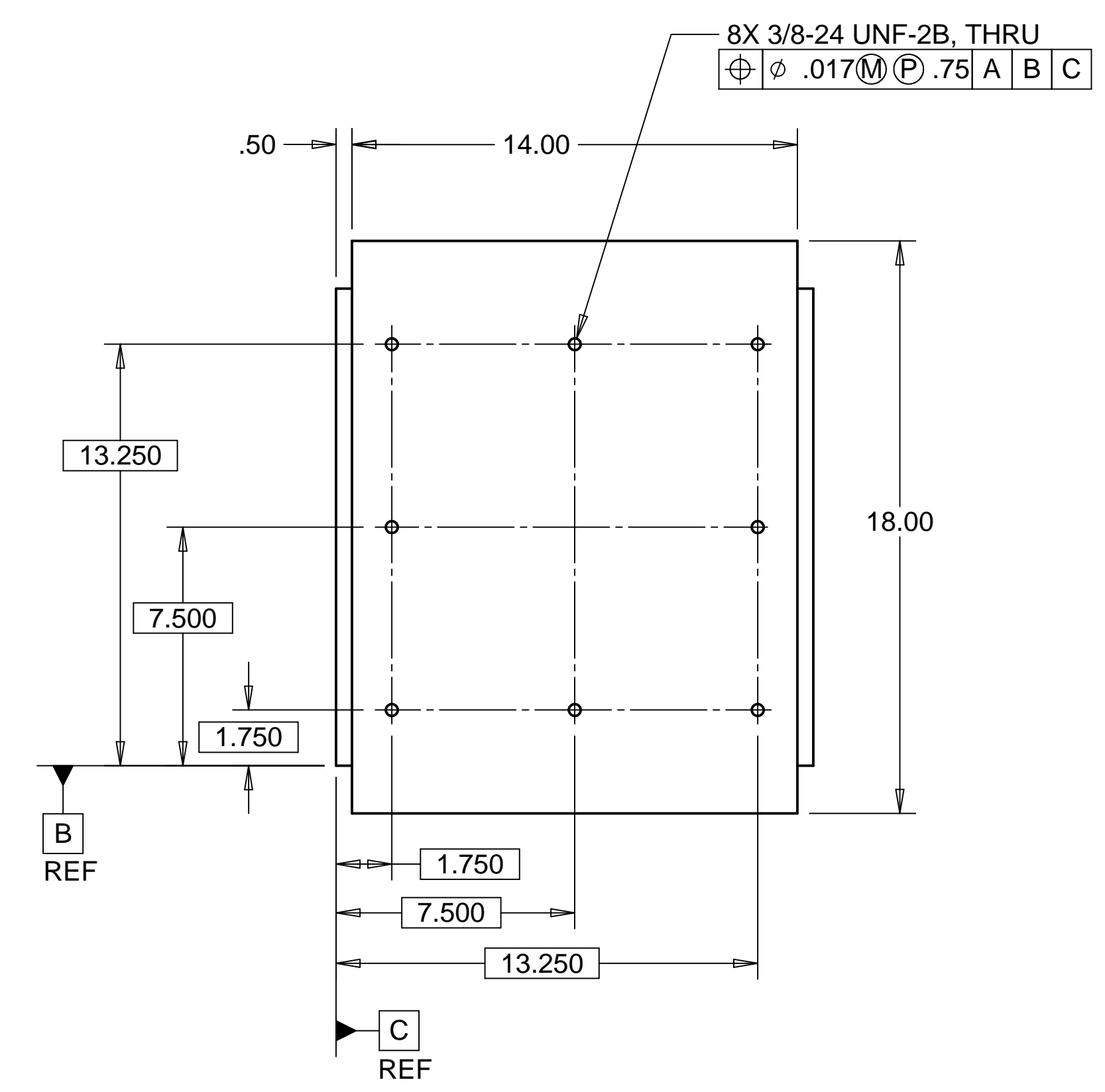
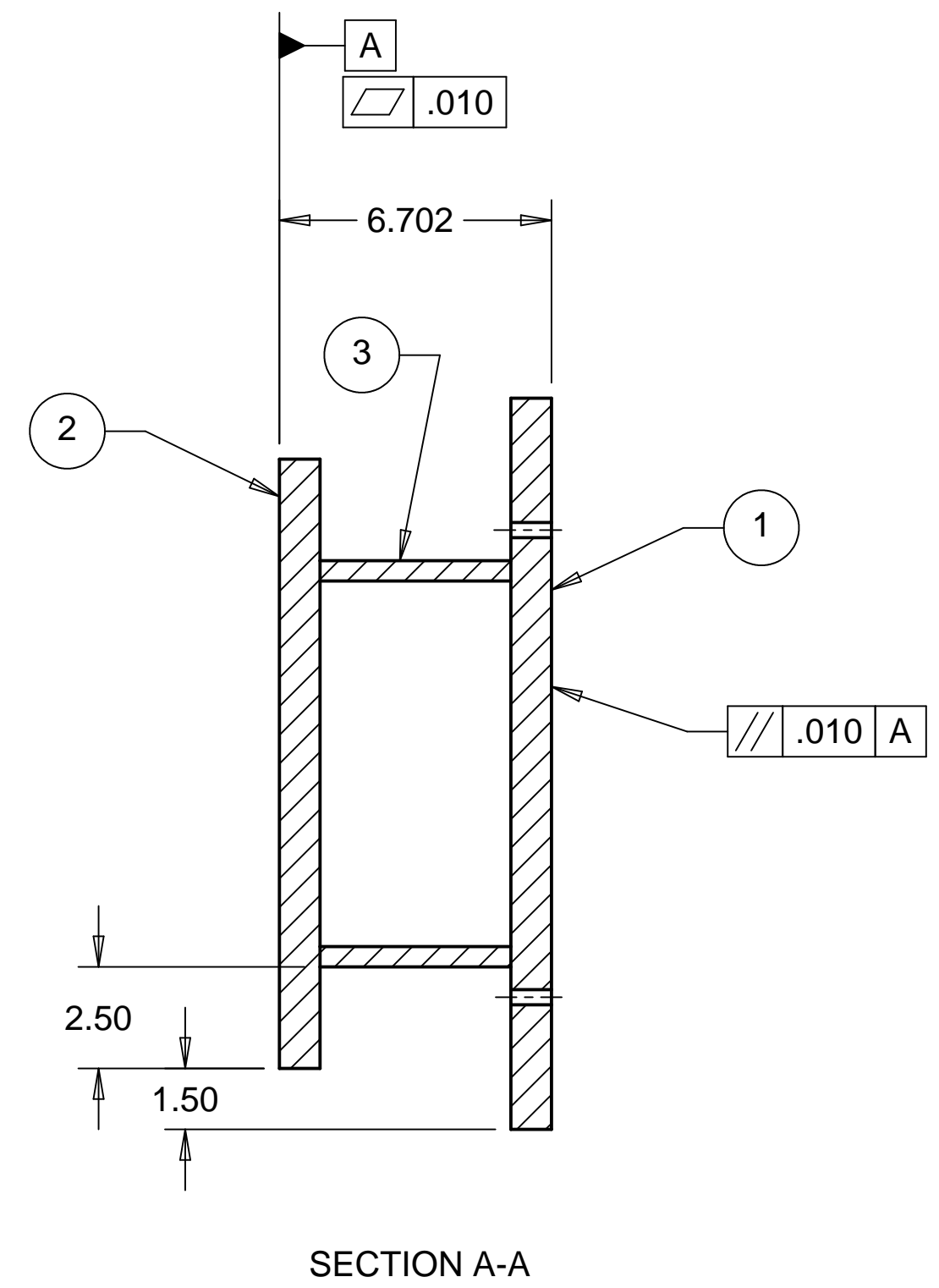
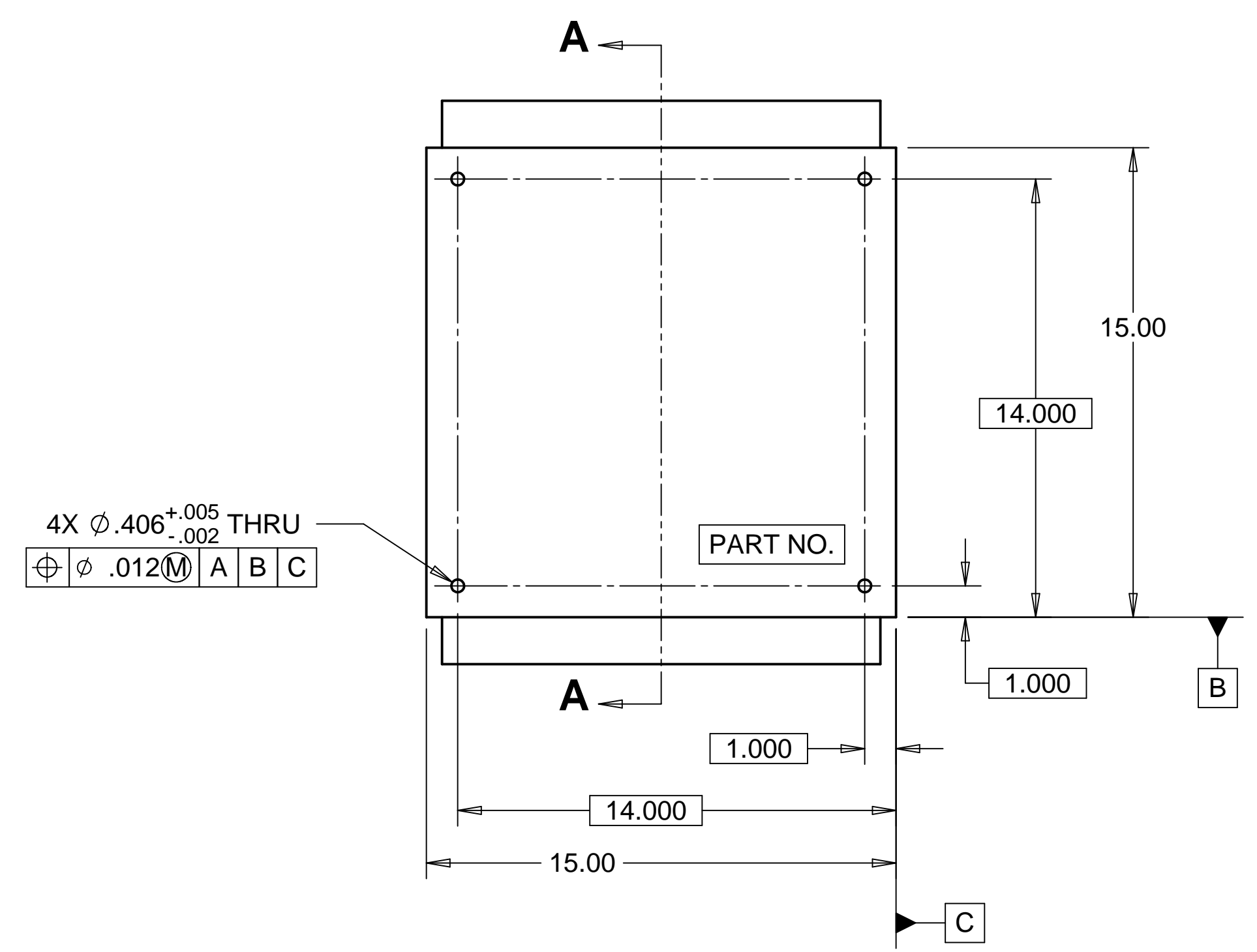
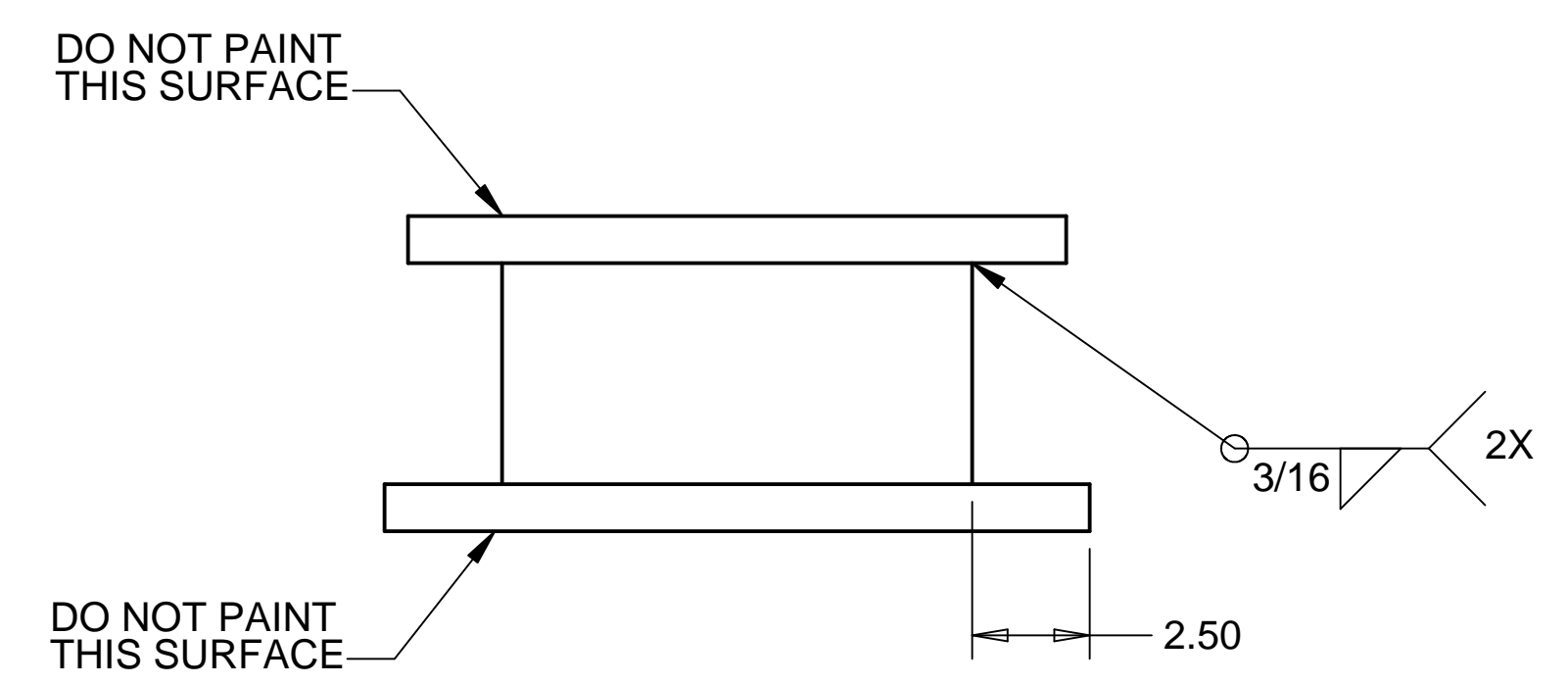


8 7 6 5 4 3 2 1

REVISIONS			
REV.	DESCRIPTION	DATE	APPROVED



NOTES: UNLESS OTHER WISE SPECIFIED

- ALL DIMENSIONS IN INCHES
- DIMENSIONS AND TOLERANCING PER ANASI Y14.5M-1994
- SURFACE TEXTURE PER ANI/ASME B 46.1-1985
- REMOVE ALL BURRS AND BREAK SHARP EDGES TO A MAXIMUM OF .015
- ALL INSIDE CORNERS TO BE .015 RADIUS MAX
- COUNTERSINK 82 DEGREES ALL TAPPED HOLES TO MAJOR DIAMETER
- COUNTERSINK 82 DEGREES APPROXIMATELY .015 DEEP ALL DRILLED HOLES
- PARTS TO BE THOROUGHLY CLEANED TO REMOVE ALL OIL, GREASE, DIRT AND CHIPS
- PART NUMBER (DRAWING NO. PLUS DASH NO. PLUS SERIAL NO.) TO BE CLEARLY MARKED ON THE PART ITSELF.
- PAINT:
ALL VISIBLE SURFACES, EXCEPT AS NOTED.
MEDIUM TEXTURED BLUE SHERWIN WILLIAMS (D13 POLANE (R) T-PLUS, POLYURETHANE ENAMEL, F63 SERIES) F63TX-L2822-5864. APPLIED OVER INDUSTRIAL WASH PRIMER P60G2.

WEIGHT: 160.4 lbs.

ITEM NO.	QTY.	DESCRIPTION	MATERIAL
1	1	PLATE, 1.0 THK.	A36 STEEL
2	1	PLATE, 1.0 THK.	A36 STEEL
3	1	SQ. TUBING, 10.0 X .50 WALL	A500 GRADE B

PARTS LIST				HYTEC, INC	
UNLESS OTHERWISE SPECIFIED: DIMENSIONS ARE IN INCHES -TOLERANCES-		CAD GENERATED DRAWING, DO NOT MANUALLY UPDATE DO NOT SCALE DRAWING		TITLE LIGO SCISSOR TABLE REPLACEMENT WELDMENT	
DECIMALS .X = +/- .1 .XX = +/- .03 .XXX = +/- .010	ANGULAR = +/- .30° SURFACE FINISH = 250	FINISH	SIGNATURE	DATE	DWG. NO.
PART NO. D972145-1		DESIGNED	ROGER L. SMITH	2-14-98	SIZE
		DRAWN	GERALD BUSTOS	2-14-98	SHEET NO.
		CHECKED	ROGER L. SMITH	2-18-98	D972145
		ENGR.	ERIK SWENSEN	2-18-98	D
		APPROVED	T. THOMPSON	2-19-98	1 of 1
					REVISION
					SCALE 1/4

8 7 6 5 4 3 2 1