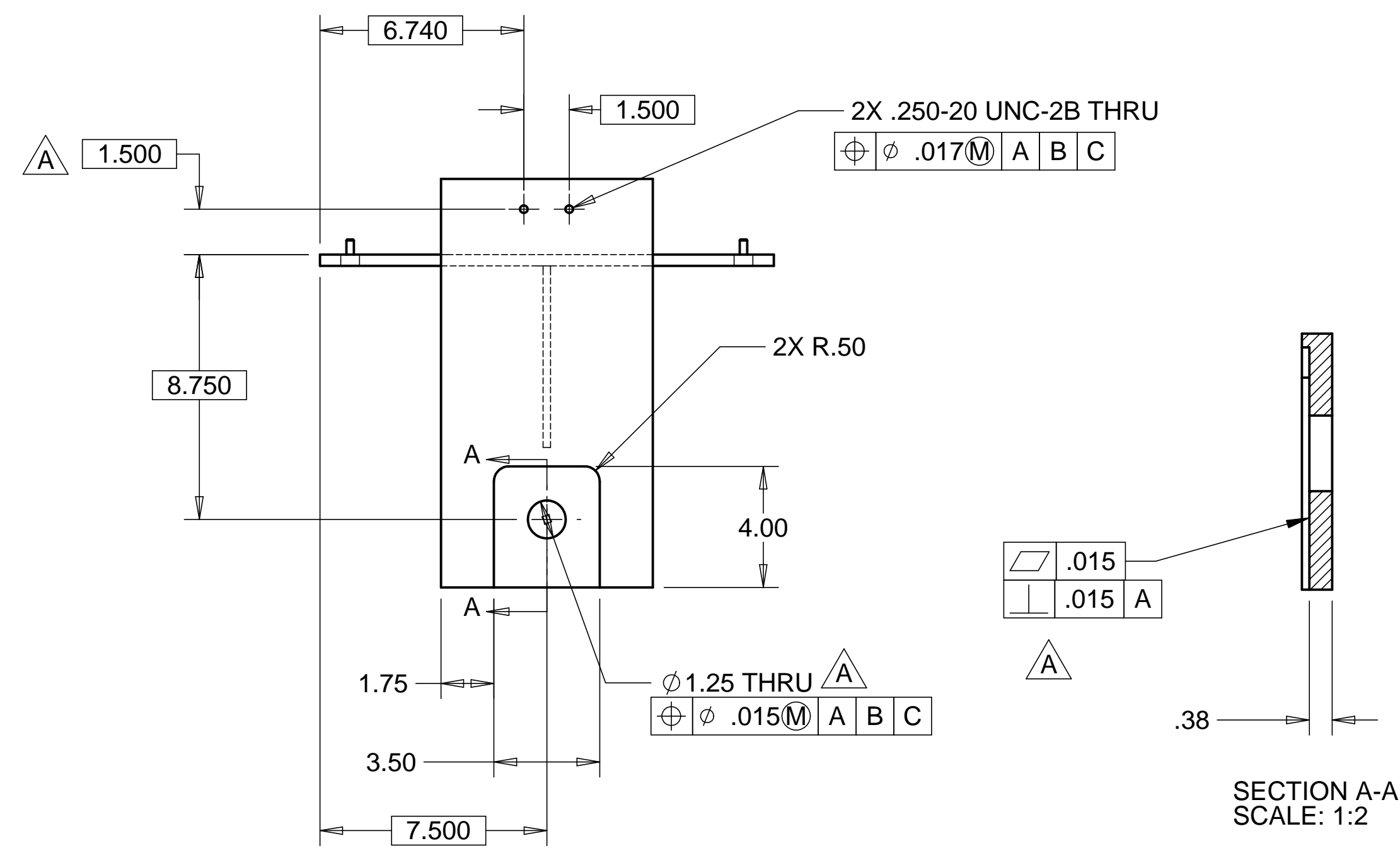
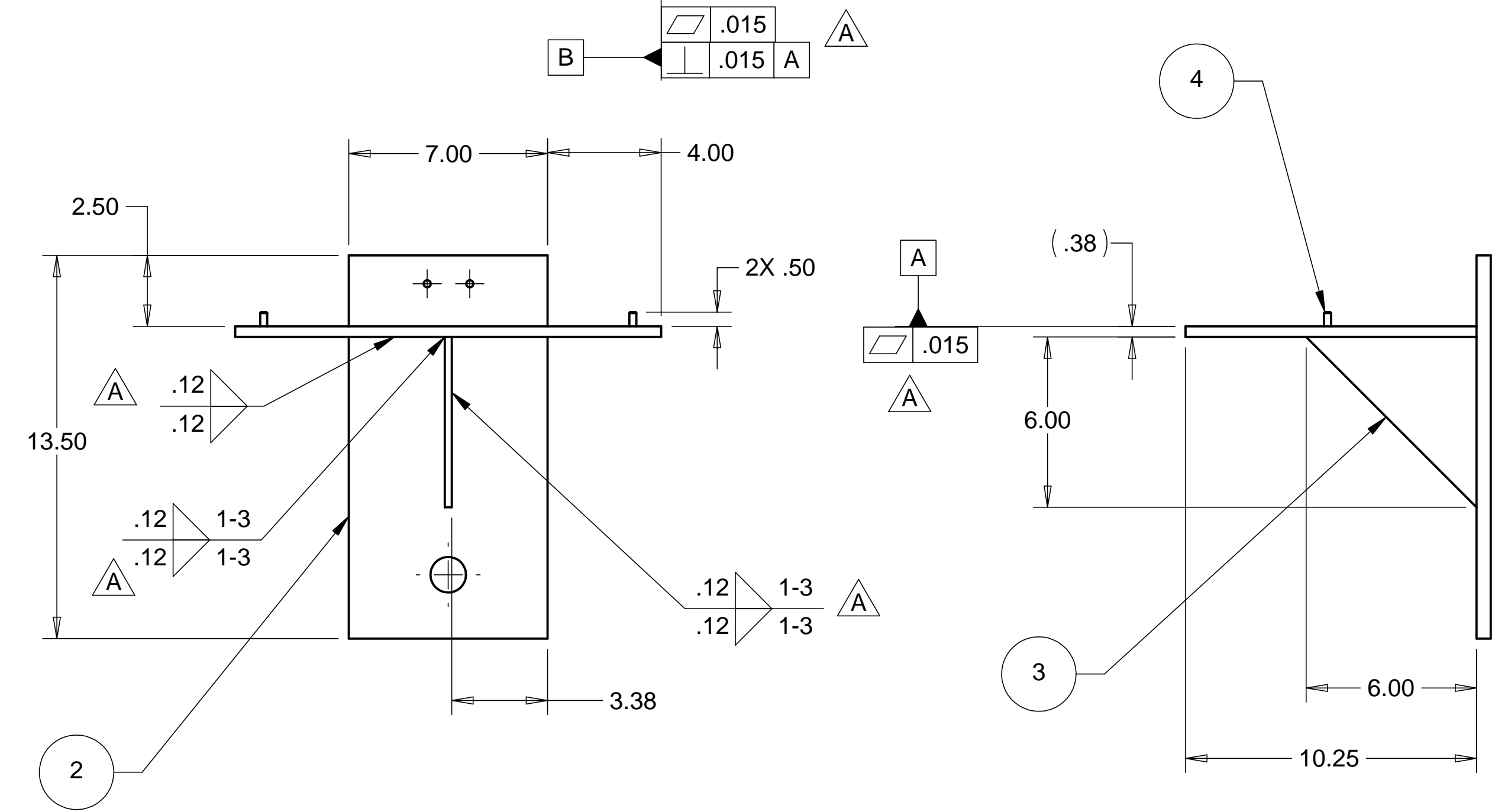
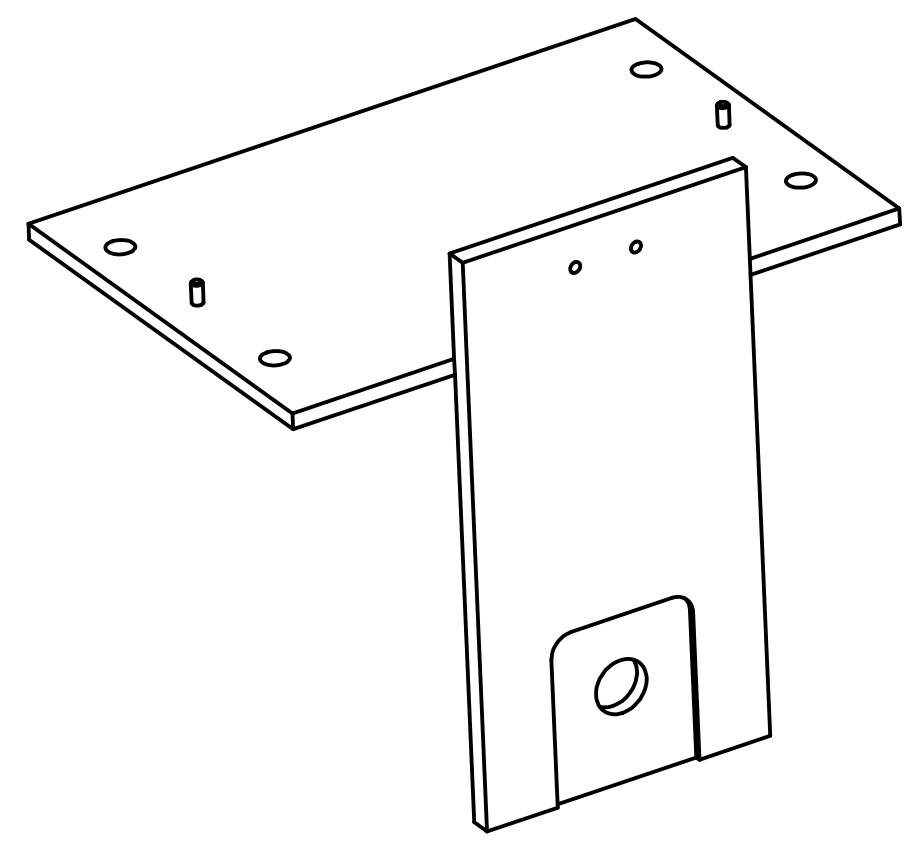
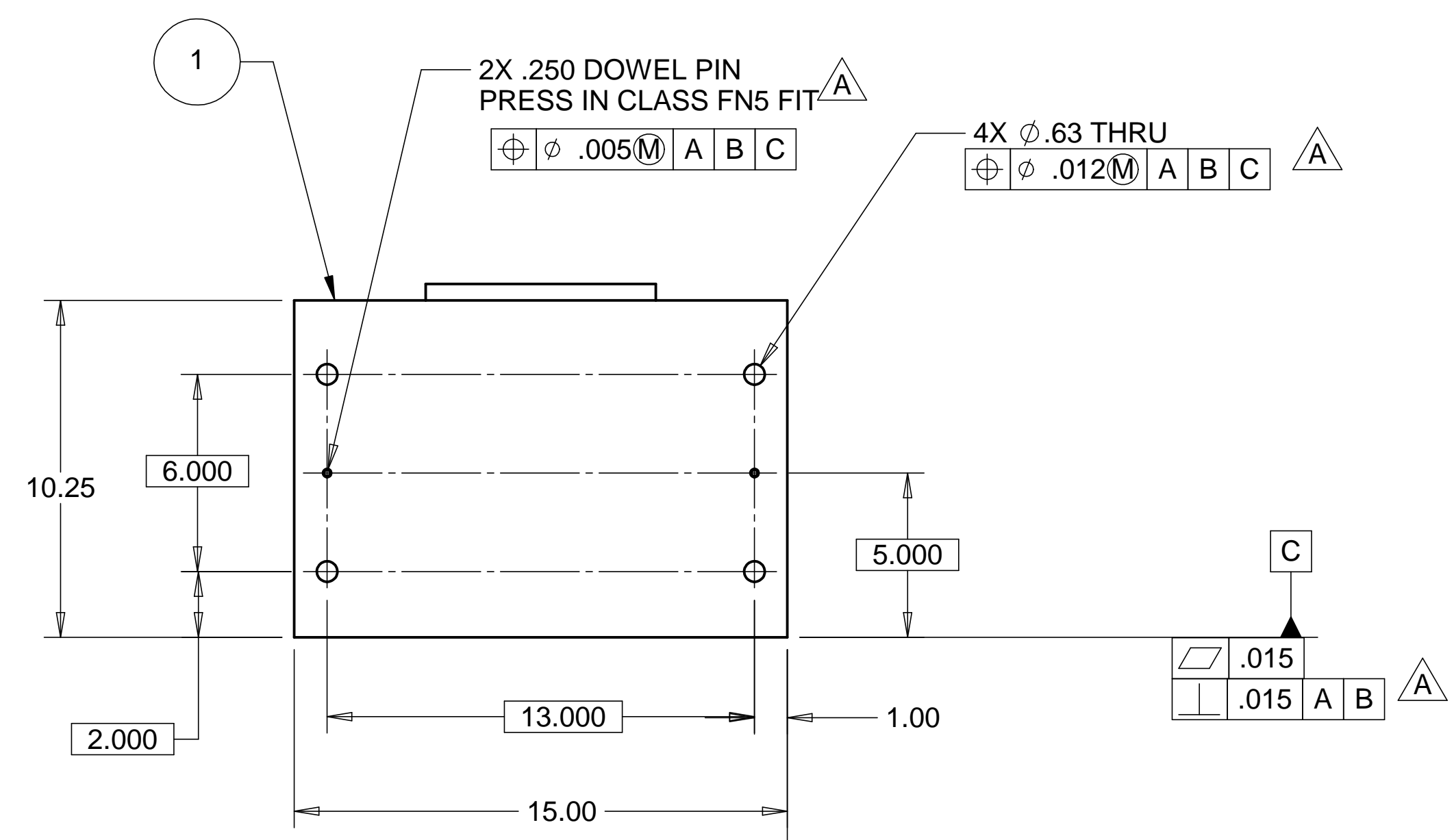


REVISIONS		DATE	APPROVED
REV. A	DESCRIPTION SEE ECN FOR CHANGES	3-20-98	WKM



NOTES: UNLESS OTHERWISE SPECIFIED

- ALL DIMENSIONS IN INCHES
- DIMENSIONS AND TOLERANCING PER ANAS1 Y14.5M-1994
- SURFACE TEXTURE PER ANI/ASME B 46.1-1985
- REMOVE ALL BURRS AND BREAK SHARP EDGES TO A MAXIMUM OF .015
- ALL INSIDE CORNERS TO BE .015 RADIUS MAX
- COUNTERSINK 82 DEGREES ALL TAPPED HOLES TO MAJOR DIAMETER
- COUNTERSINK 82 DEGREES APPROXIMATELY .015 DEEP ALL DRILLED HOLES
- PARTS TO BE THOROUGHLY CLEANED TO REMOVE ALL OIL, GREASE, DIRT AND CHIPS
- PART NUMBER (DRAWING NO. PLUS DASH NO. PLUS SERIAL NO.) TO BE CLEARLY MARKED ON THE PART ITSELF.
- PART WEIGHS 30.5 Lbs.

ITEM NO.	QTY.	DESCRIPTION	MATERIAL
1	1	PLATE, .375 THK	303 STAINLESS STEEL
2	1	PLATE, .500 THK	303 STAINLESS STEEL
3	1	PLATE, .500 THK	303 STAINLESS STEEL
4	2	PIN, DOWEL .25 DIA. X 1.0 LG.	McMASTER-CARR #98381A542

PARTS LIST				HYTEC, INC	
UNLESS OTHERWISE SPECIFIED: DIMENSIONS ARE IN INCHES -TOLERANCES-		CAD GENERATED DRAWING, DO NOT MANUALLY UPDATE DO NOT SCALE DRAWING		TITLE <b>BSC CENTERING JIG RIGHT SIDE WELDMENT</b>	
DECIMALS .X = +/- .1 .XX = +/- .03 .XXX = +/- .010	ANGULAR = +/- .30° SURFACE FINISH = 250	SIGNATURE DESIGNED W. K. MILLER DRAWN GERALD BUSTOS CHECKED HARRY SALAZAR ENGR. T. THOMPSON APPROVED T. THOMPSON	DATE 1-14-98 1-14-98 3-14-98 3-14-98	DWG. NO. <b>D972423</b>	SIZE SHEET NO. <b>D 1 of 1</b>
PART NO. <b>D972423-1</b>		SCALE 1/4		REVISION A	