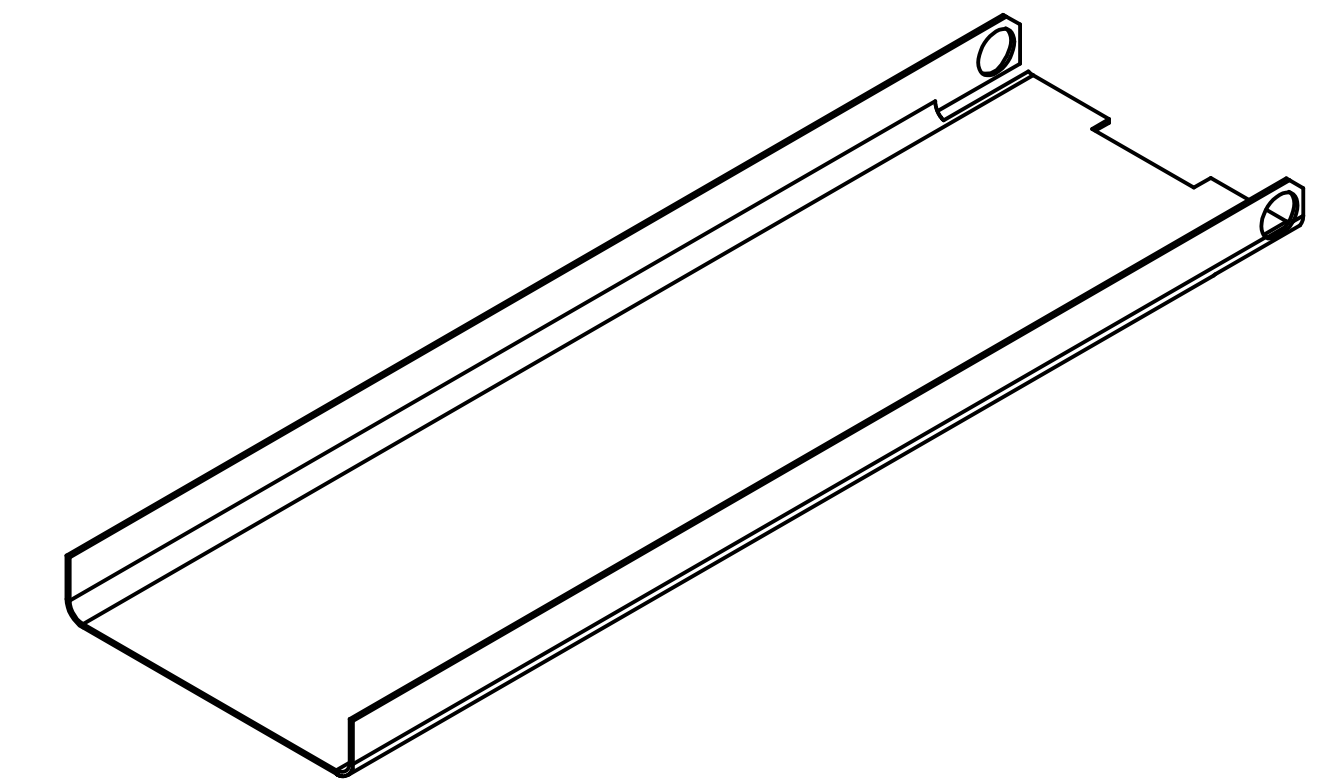


8 7 6 5 4 3 2 1

REVISIONS			
REV.	DESCRIPTION	DATE	APPROVED

D

D

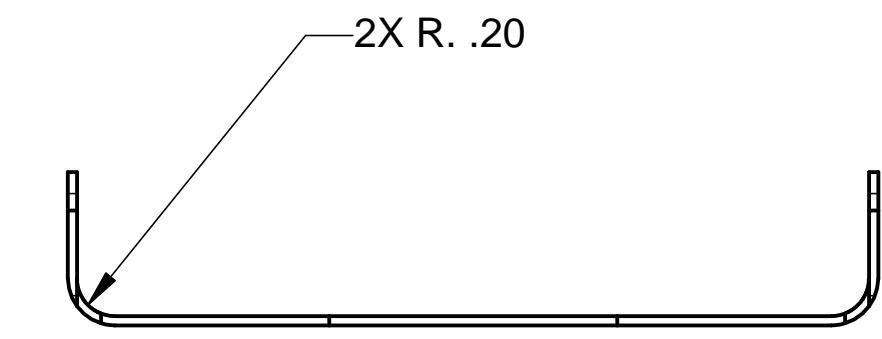
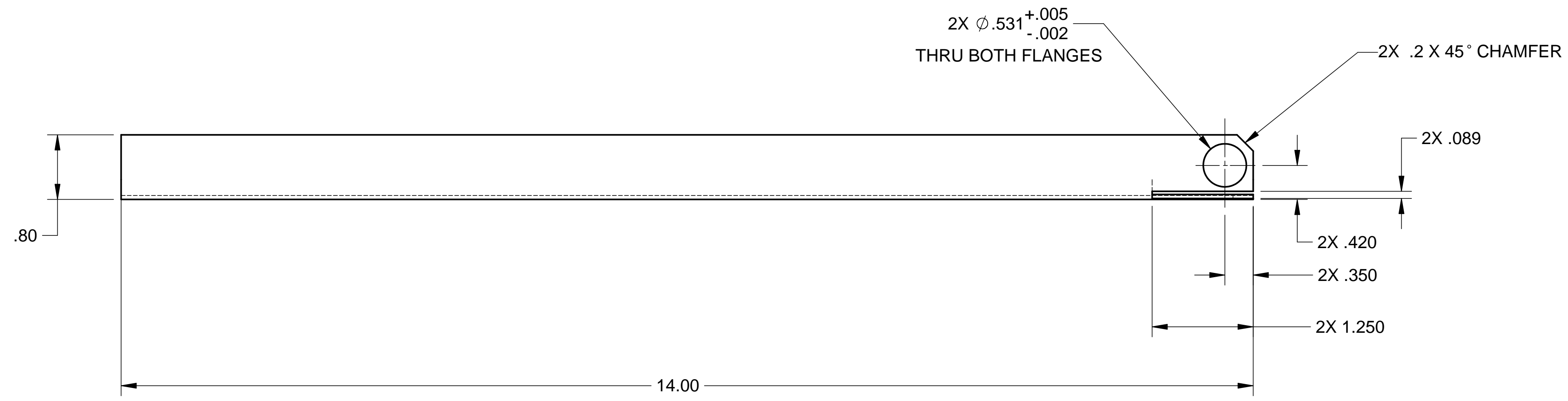


C

C

B

B



WEIGHT: 1.0 lbs

NOTES: UNLESS OTHERWISE SPECIFIED

1. ALL DIMENSIONS IN INCHES
2. DIMENSIONS AND TOLERANCING PER ASME Y14.5M-1994
3. SURFACE TEXTURE PER ANSI/ASME B 46.1-1985
4. REMOVE ALL BURRS AND BREAK SHARP EDGES TO A MAXIMUM OF .015
5. ALL INSIDE CORNERS TO BE .015 RADIUS MAX
6. COUNTERSINK 82 DEGREES ALL TAPPED HOLES TO MAJOR DIAMETER
7. COUNTERSINK 82 DEGREES APPROXIMATELY .015 DEEP ALL DRILLED HOLES
8. PARTS TO BE THOROUGHLY CLEANED TO REMOVE ALL OIL, GREASE, DIRT AND CHIPS
9. PART NUMBER (DRAWING NO. PLUS DASH NO. PLUS SERIAL NO.) TO BE CLEARLY MARKED ON THE PART ITSELF.

ITEM NO.	QTY.	DESCRIPTION	MATERIAL
1	1	SHEET, .048 THK.	STAINLESS STEEL
PARTS LIST			
UNLESS OTHERWISE SPECIFIED: DIMENSIONS ARE IN INCHES -TOLERANCES-		CAD GENERATED DRAWING, DO NOT MANUALLY UPDATE DO NOT SCALE DRAWING	HYTEC, INC TITLE BSC CENTERING JIG Z-ELEVATION STAGE HORIZONTAL PART
DECIMALS	ANGULAR = +/- .30°		
.XX = +/- .06	SURFACE FINISH = 250	DESIGNED	W. K. MILLER
.XXX = +/- .020		DRAWN	GERALD BUSTOS
FINISH		CHECKED	HARRY SALAZAR
		ENGR.	T. THOMPSON
		APPROVED	T. THOMPSON
PART NO.	D972424-1	DWG. NO.	D972424
		SCALE	1/1
		SIZE	D
		SHEET NO.	1 of 1
		REVISION	

8 7 6 5 4 3 2 1

A

A