

8 7 6 5 4 3 2 1

| REVISIONS | | | |
|-----------|-------------|------|----------|
| REV. | DESCRIPTION | DATE | APPROVED |
| | | | |
| | | | |
| | | | |

D

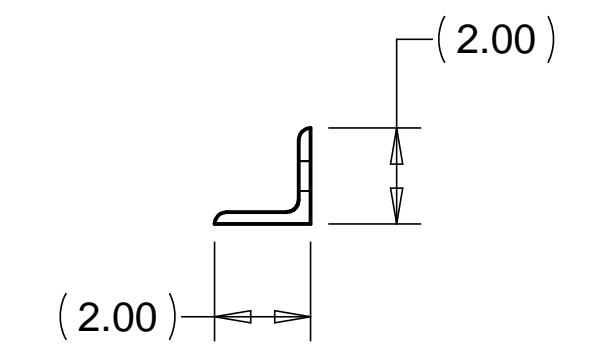
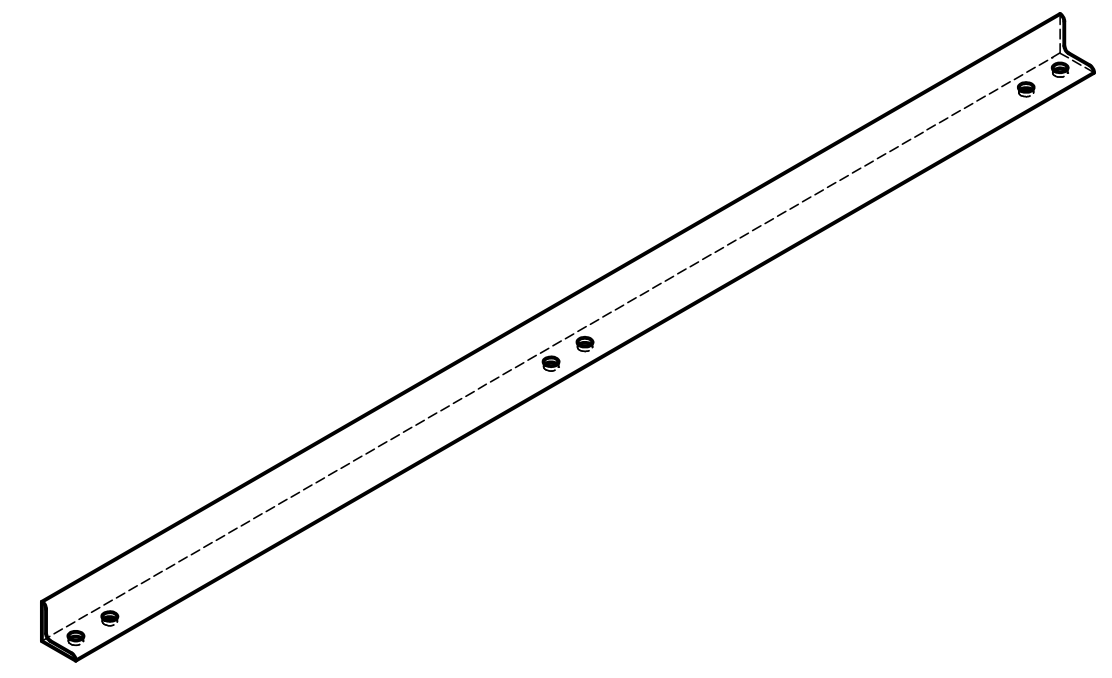
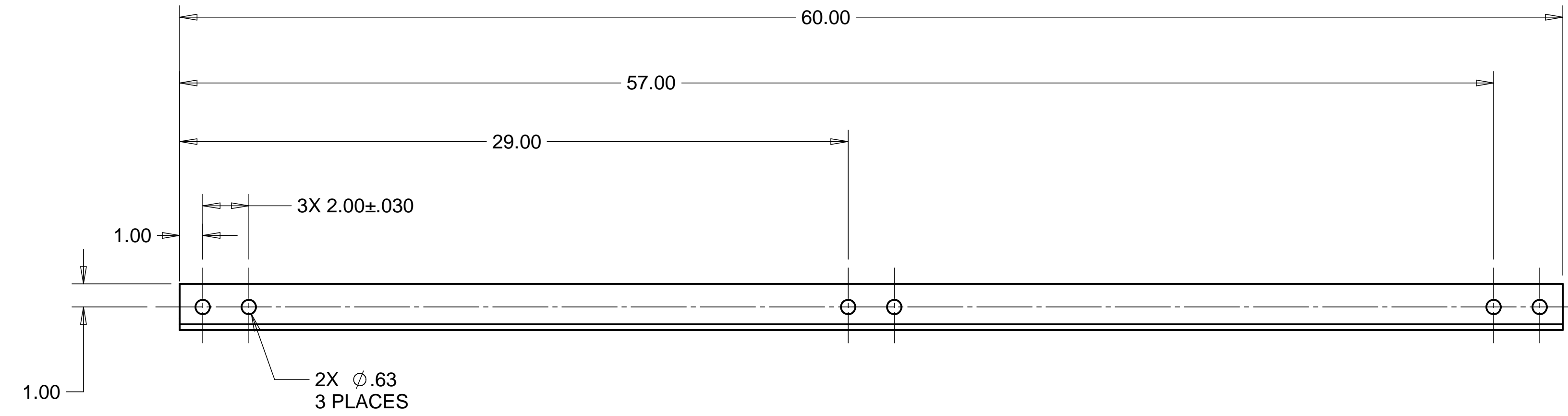
D

C

C

B

B



MATL: ANGLE, 2 X 2 X .25 A36 STEEL

NOTES: UNLESS OTHERWISE SPECIFIED

1. ALL DIMENSIONS IN INCHES
2. DIMENSIONS AND TOLERANCING PER ASME Y14.5M-1994
3. SURFACE TEXTURE PER ANSI/ASME B 46.1-1985
4. REMOVE ALL BURRS AND BREAK SHARP EDGES TO A MAXIMUM OF .015
5. ALL INSIDE CORNERS TO BE .015 RADIUS MAX
6. COUNTERSINK 82 DEGREES ALL TAPPED HOLES TO MAJOR DIAMETER
7. COUNTERSINK 82 DEGREES APPROXIMATELY .015 DEEP ALL DRILLED HOLES
8. PARTS TO BE THOROUGHLY CLEANED TO REMOVE ALL OIL, GREASE, DIRT, AND CHIPS.
9. PART NUMBER (DRAWING NO. PLUS DASH NO. PLUS SERIAL NO.) TO BE CLEARLY MARKED ON THE PART ITSELF.
10. PART WEIGHS 16.0 Lbs.

A

A

| PARTS LIST | | | |
|---|--|---------------|---|
| UNLESS OTHERWISE SPECIFIED: DIMENSIONS ARE IN INCHES -TOLERANCES- DECIMALS ANGULAR = +/- .30' .XX = +/- .06 SURFACE FINISH = 250 .XXX = +/- .010 | CAD GENERATED DRAWING, DO NOT MANUALLY UPDATE DO NOT SCALE DRAWING | | HYTEC, INC |
| | FINISH | | TITLE HAM RAIL SYSTEM MINOR RAIL TIE DOWN ANGLE BRACKET |
| PART NO. D972936-1 | DESIGNED | W. K. MILLER | 1/3/98 |
| | DRAWN | W. K. MILLER | 1/3/98 |
| | CHECKED | HARRY SALAZAR | 2/4/98 |
| | ENGR. | T. THOMPSON | 2/4/98 |
| APPROVED | T. THOMPSON | 2/4/98 | DWG. NO. D972936 SIZE D SHEET NO. 1 of 1 |
| SCALE 1/4 | | | REVISION |

8 7 6 5 4 3 2 1