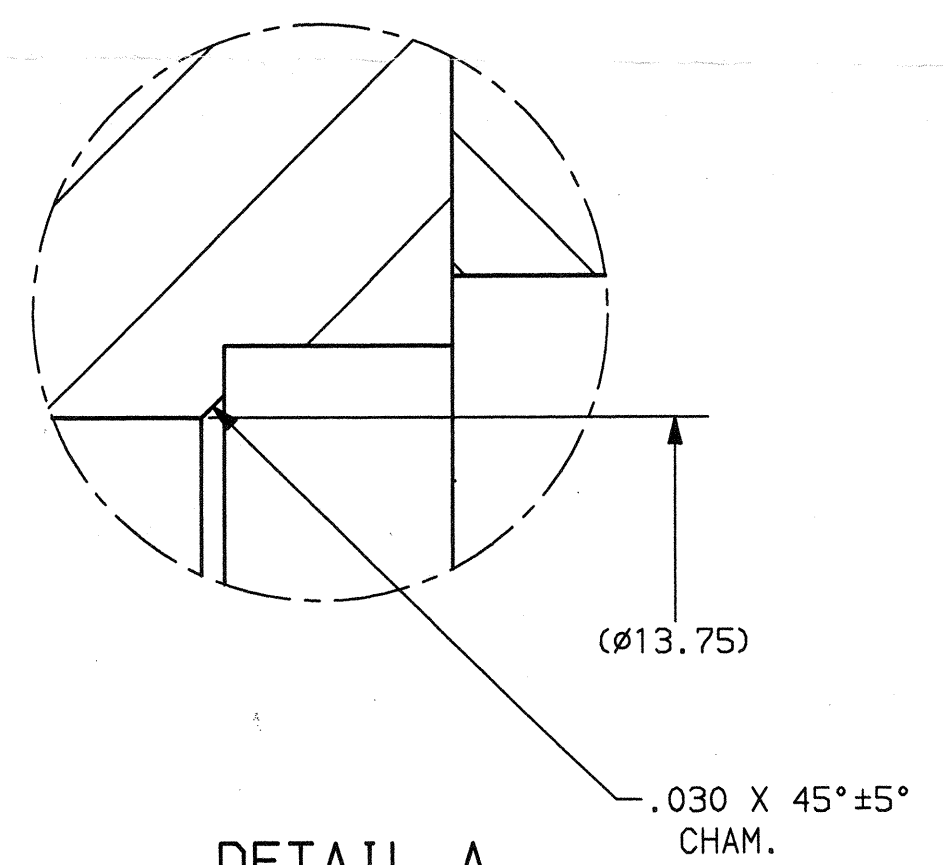
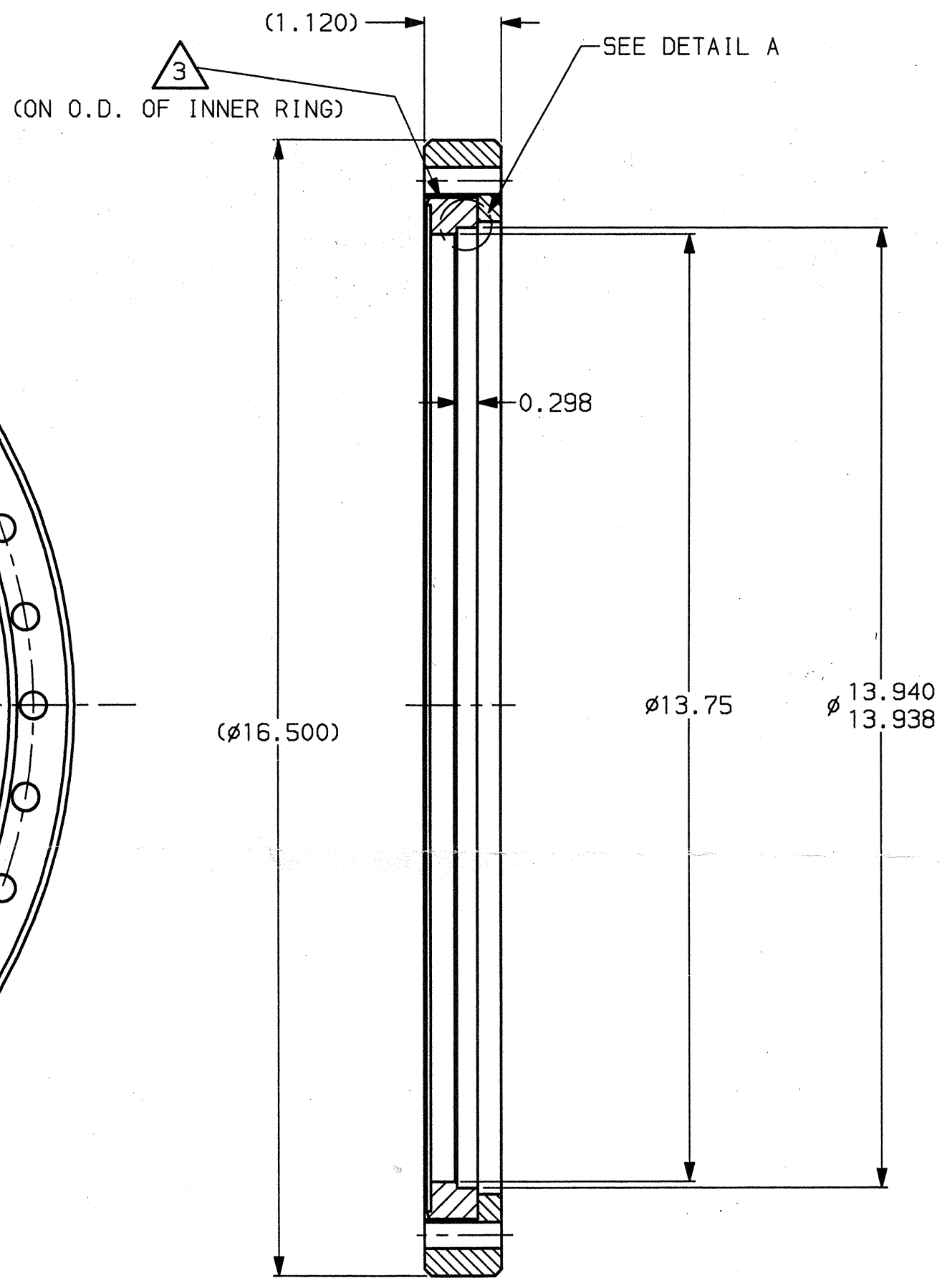
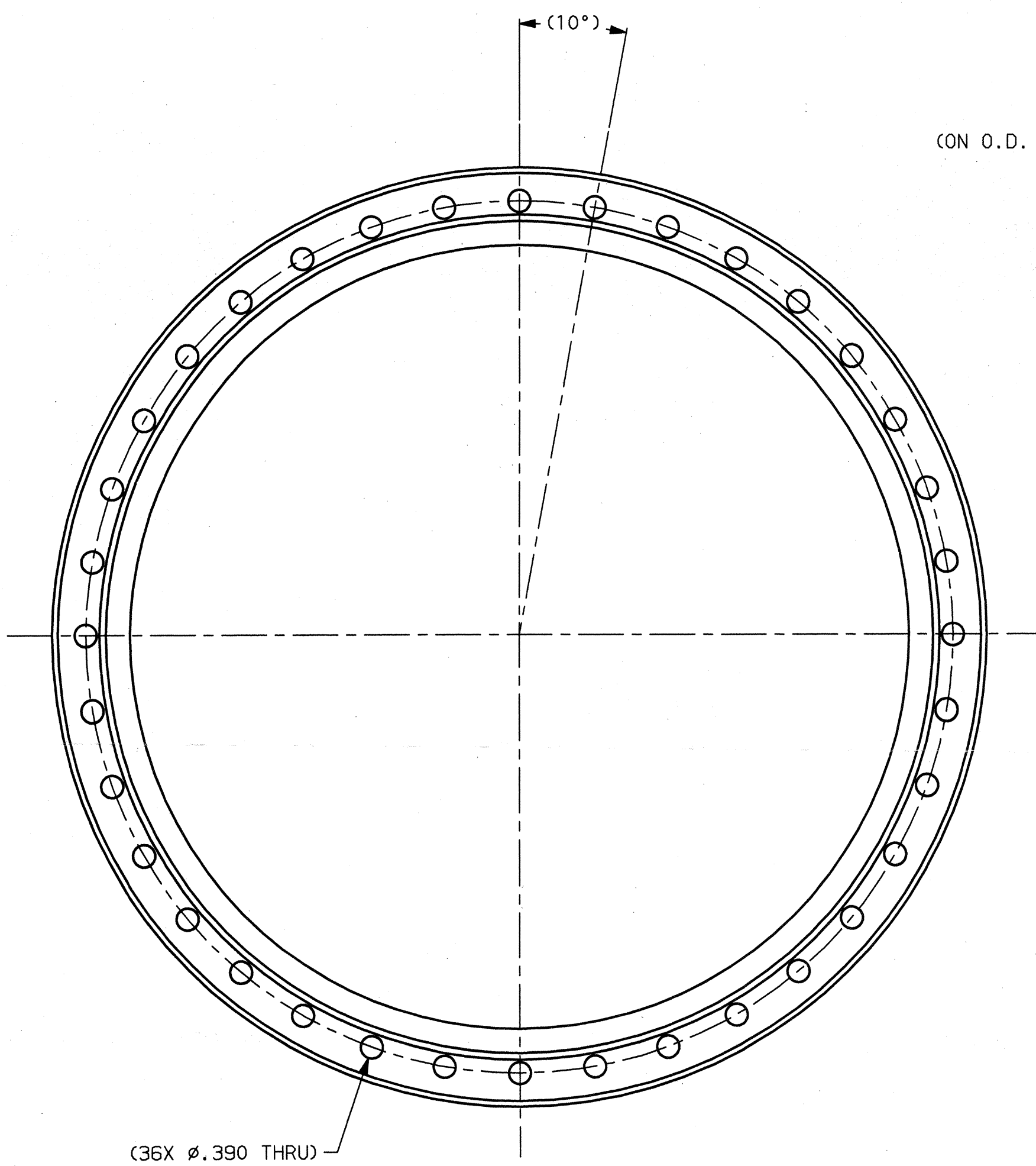


REVISION HISTORY			
REV	DESCRIPTION	DATE	APPROVED



DETAIL A
SCALE: 4/1

4. MAKE FROM MDC 16.50" ROTATABLE FLANGE P/N 100039
3. SERIALIZE WITH W.O. OR P.O. NUMBER, APPROX. WHERE SHOWN (VIBROPEEN PREFERRED)
2. DEBURRING SHALL BE PER HYTEC-TS-LIG0-04a, SECTION 8
1. USE CUTTING FLUIDS PER HYTEC-TS-LIG0-04a, APPENDIX B ONLY
- NOTES:

REQD	REQD	REQD	REQD	CAGE CODE NO.	DWG SIZE	PART NO.	DESCRIPTION	MATERIAL	SPECIFICATION	IT.	
CUST. DWG. NO.							PARTS LIST				
DO NOT USE SULFUR, SILICON OR CHLORIDE BASE CUTTING OILS.		TOLERANCES UNLESS OTHERWISE SPECIFIED				DRAWN	PSV	12-16-97	SENIOR FLEXONICS, INC. METAL BELLOWS DIVISION 1075 PROVIDENCE HIGHWAY SHARON, MA 02067		
		DECIMALS .XXX = ± .005 ANGLES ± 1° .XX = ± .02 .X = ± .1				CHK.	<i>[Signature]</i>	1-12-98	TITLE ROTATABLE FLANGE, MODIFIED		
		ALL DIMENSIONS ARE IN INCHES MACHINED SURFACES AND DIAMETERS BURR FREE PER ES-1018-5 FILLET RADII .010 - .020 BREAK CORNERS .015 MAX INTERPRET DRAWING PER ASME Y14.5M 1994 DRILLED HOLE TOLERANCES PER AND103B7 THREADS PER FEDERAL STANDARD H28				ENG.	<i>[Signature]</i>	1-12-98	SIZE C CAGE CODE 07649 DWG. NO. 47300-103 REV		
		63 MATL SPEC.				Q.A.	<i>[Signature]</i>	1-12-98	SCALE 1/2 SHEET 1 OF 1		
C-47300-10	73622					FINISH SPEC.			LIG0-D980010-00-D		
NEXT ASSY	JOB REF										

C-47300-103

A

4

3

2

1