

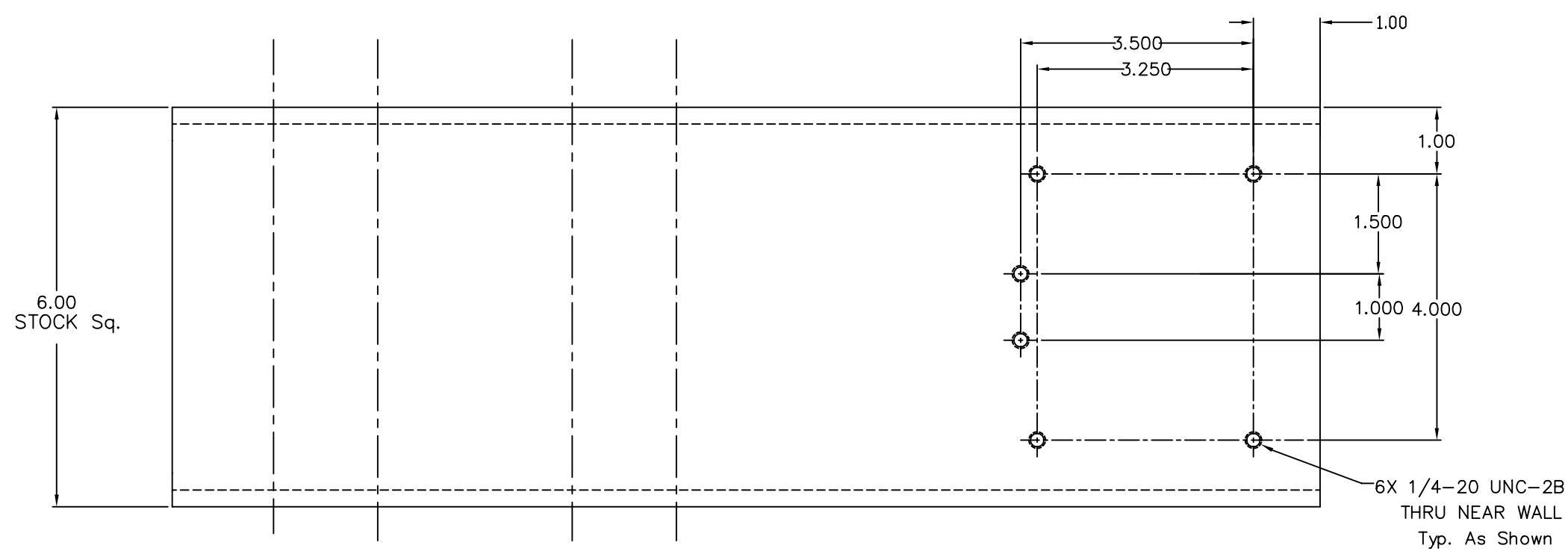
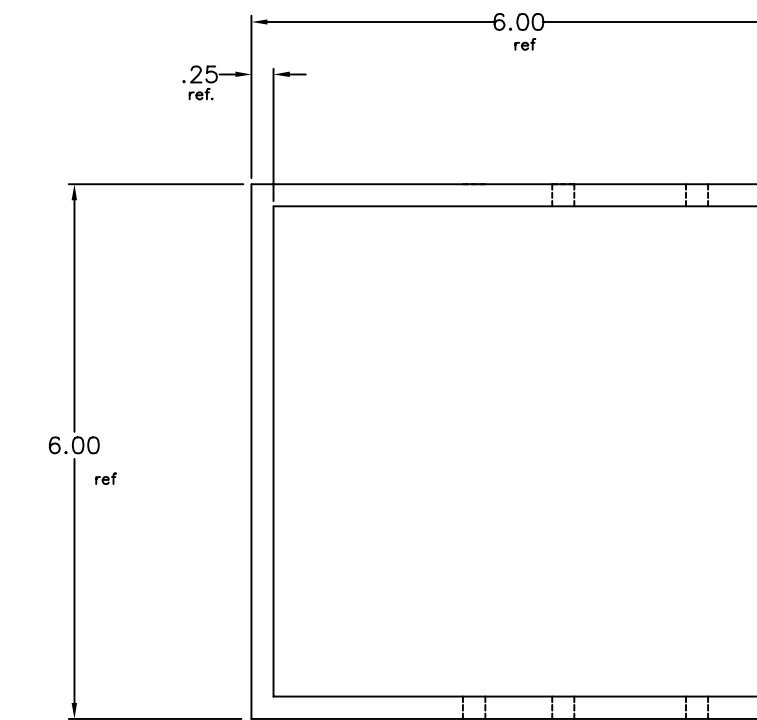
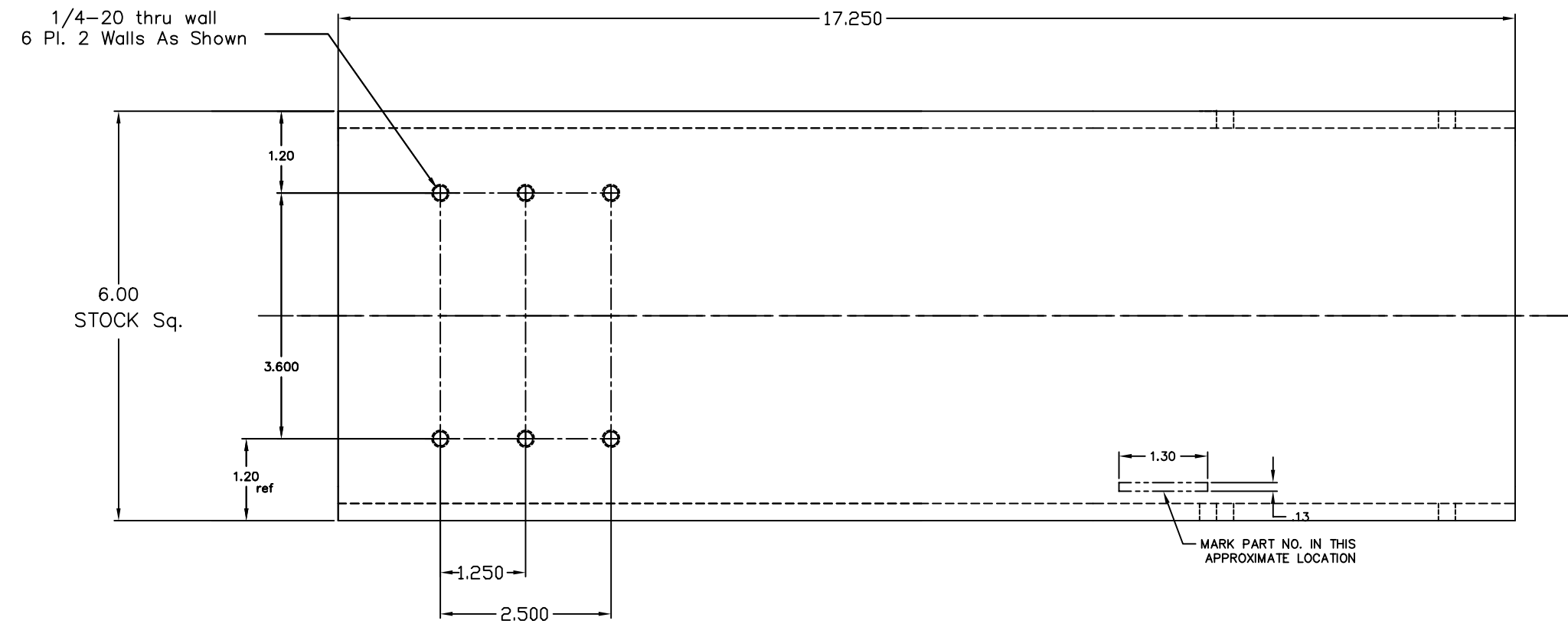
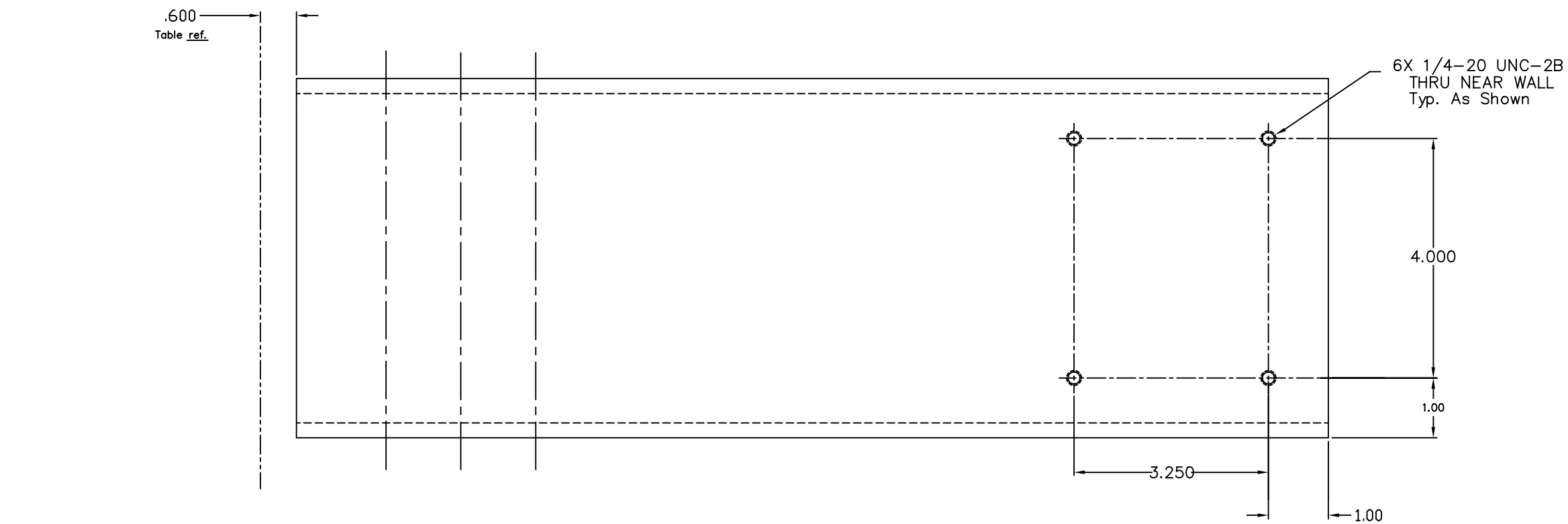
NOTES: (UNLESS OTHERWISE SPECIFIED)

1. Clean up and remove sharp edges.

~~Liquid contaminants/Machining Lubricants~~  
 Liquids containing hydrocarbons or other contaminants, other than the machining fluids specified herein, shall not be allowed to come into contact with suspension material at any time. All machining fluids shall be water soluble and free of sulfur, chlorine and silicone; such as Cincinnati Milacron's Cimtek 410 (stainless steel).

~~Identification\_Serial Number~~  
 A serial number shall be etched, or scribed on the part see note drawing note.  
 Serial Number Format  
 The Serial number shall be of the format: D99xxx-x-001

Example: D990021-A-001  
 The drawing number, The revision number,  
 The sequential part number



ref. 1 per Assembly

REF	QTY	PART or DRWG No.	DESCRIPTION	MATERIAL
PARTS and MATERIAL LIST				

UNLESS OTHERWISE SPECIFIED DIMENSIONS ARE IN INCHES

TOLERANCES: FRACTIONAL ± 1/16 ANGULAR ± .25° ANGULAR/BEND ± .01 TWO PLACE DECIMAL ± .01	THREE PLACE DECIMAL ± .005 FINISHED SURFACE RMS 6.3 BREAK CORNERS IN .015 DUT. .015 REMOVE ALL BURRS
MATERIAL: 6" X 6" X 1/4" THK. SQ. 6061 T-6 ALUM TUBE	HEAT TREAT: / FINISH:
USED ON: XXX	NEXT ASS'Y: XXX

B	FOR FABRICATION			kenn	6-2-99
00	PRE-RELEASE	-	-	CHAPUT	4-6-98
REV	DESCRIPTION	DCN NUMBER	APPR'D	CHECK	DRWN DATE

LIGO CALIFORNIA INSTITUTE OF TECHNOLOGY MASSACHUSETTS INSTITUTE OF TECHNOLOGY			
TUBE, ETM MOUNT			
CAD FILE D980630-B	SIZE E	DRWG. NO. D980630-B	
SCALE 1 : 1		SHEET 1 OF 1	

8                      7                      6                      5                      4                      3                      2                      1