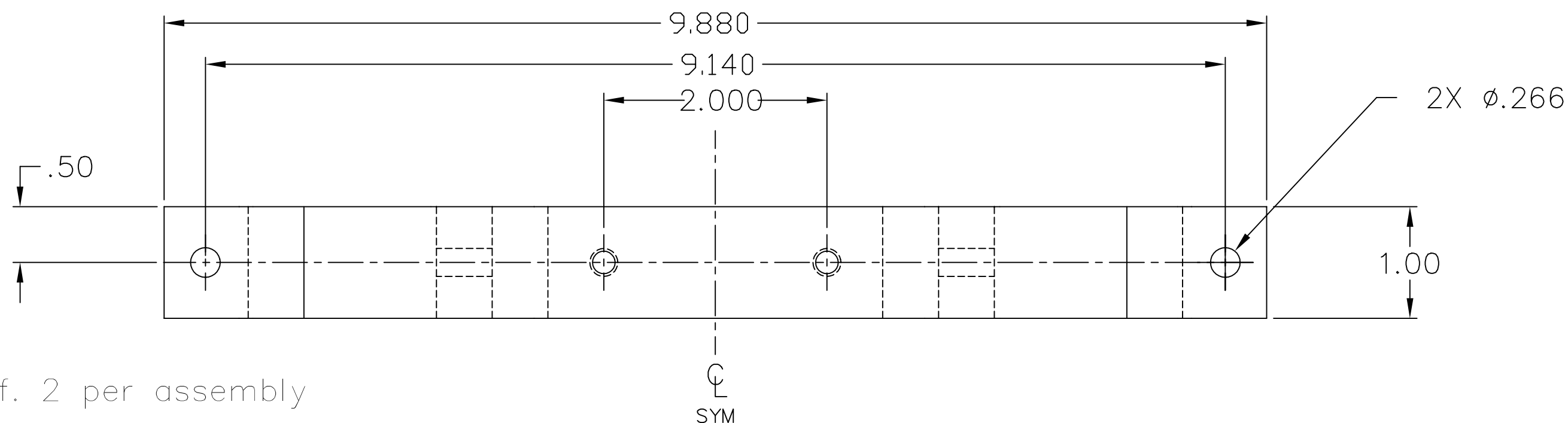
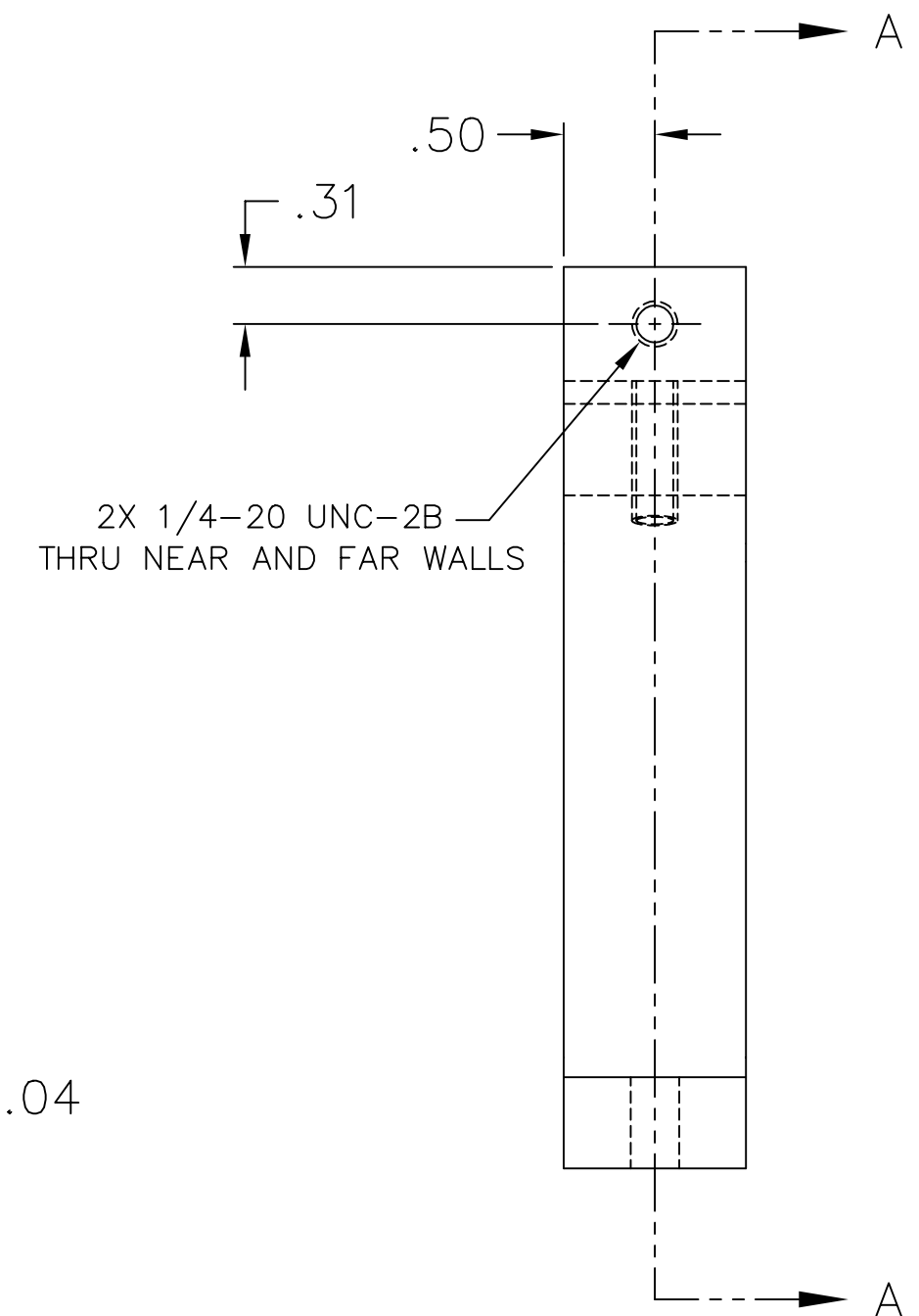
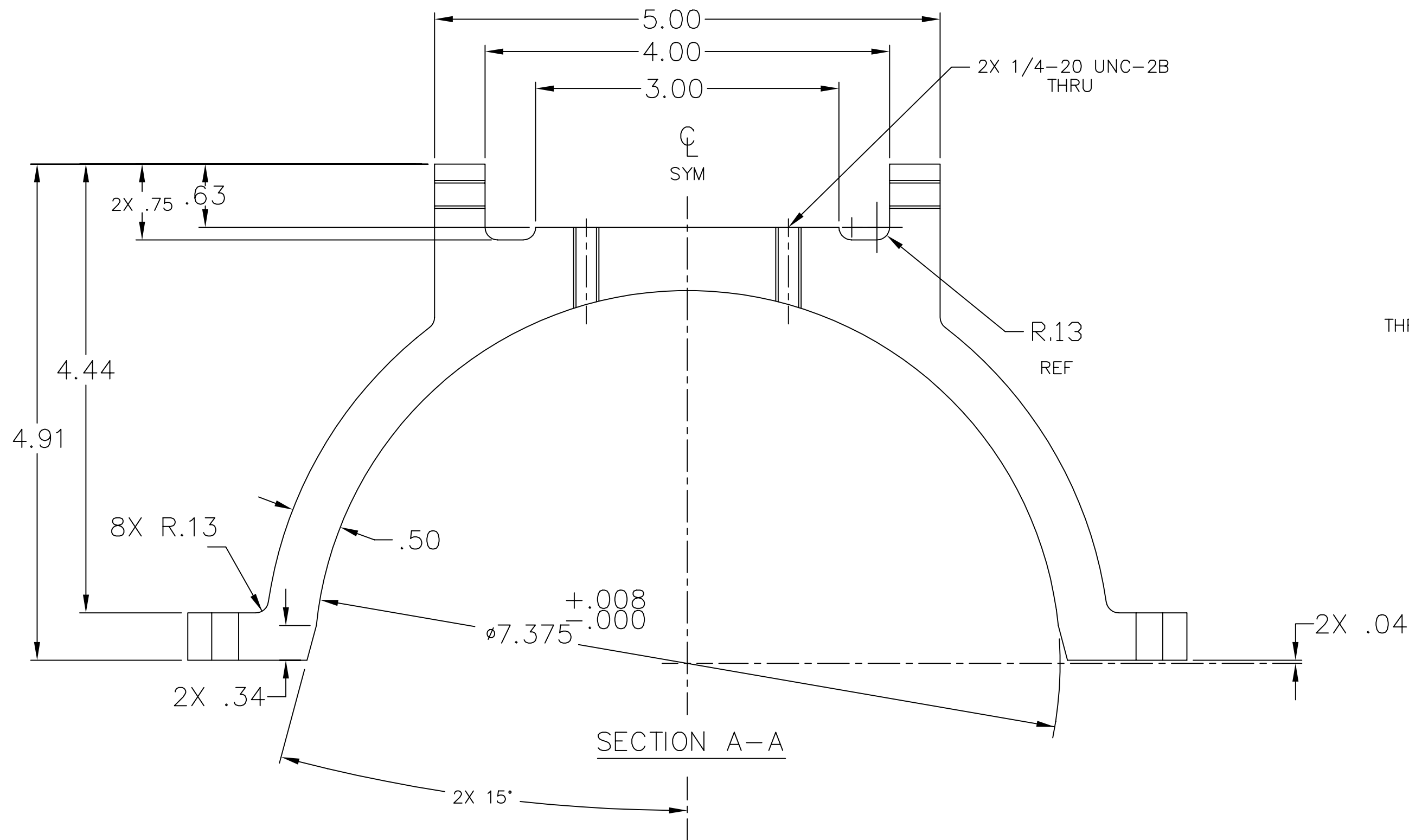


NOTES: (UNLESS OTHERWISE SPECIFIED)



*Liquid contaminants/Machining Lubricants*  
Liquids containing hydrocarbons or other contaminants, other than the machining fluids specified herein, shall not be allowed to come into contact with suspension material at any time. All machining fluids shall be water soluble and free of sulfur, chlorine and silicone; such as Cincinnati Milacron's Cimtech 410 (stainless steel).

*Identification\_Serial Number*  
A serial number shall be etched, or scribed on the part see note drawing note.

*Serial Number Format*  
The Serial number shall be of the format: D99xxxx-x-001

Example: D990021-A-001  
The drawing number, The revision number, The sequential part number

ref. 2 per assembly

REF	QTY	PART or DRWG No.	DESCRIPTION	MATERIAL
PARTS and MATERIAL LIST				
				<b>LIGO</b> CALIFORNIA INSTITUTE OF TECHNOLOGY MASSACHUSETTS INSTITUTE OF TECHNOLOGY
				CLAMP, UPPER
			kenm	6-2-99
			CHAPUT	11-6-98
			CAD FILE	SIZE DWG. NO.
			D980637-B	C D980637-B
			SCALE	SHEET
			FULL	10F1

UNLESS OTHERWISE SPECIFIED  
DIMENSIONS ARE IN FEET [cm]

TOLERANCES:  
FRACTIONAL ± 1/16  
ANGULAR ± .25°  
ANGULAR MACH - BEND ±  
TWO PLACE DECIMAL ± .01

THREE PLACE DECIMAL ± .005  
FINISHED SURFACE RMS 6.3  
BREAK CORNERS IN .015 OUT .015  
REMOVE ALL BURRS

MATERIAL: 6061 T-6 ALUM.  
HEAT TREAT: /  
FINISH: /

USED ON: XXX  
NEXT ASS'Y: XXX

REV	DESCRIPTION	DCN NUMBER	APPR'D	CHECK	DRWN	DATE
B	FOR FABRICATION					
00	PRE-RELEASE	-	-	-	-	

DWG. NO.	DESCRIPTION
XXX	XXX
	REFERENCE DRAWINGS