

- FOR A COMPLETE EXPLANATION OF FLANGE DESIGNATORS, FLANGE NAMING CONVENTIONS AND SUBFLANGE TYPE, SEE LIGO D1101775.
- FOR ISC ELECTRONICS CABLE LAYOUT, SEE D1200666.
- FAST SHUTTER CUSTOM FEEDTHROUGH COMPRISED OF:
 - Generic ZeroLengthReducer, 4.50"x2.75" (150008, MDC OR EQ.)
 - Circular MIL SPEC connector on a 2.75 CF flange.

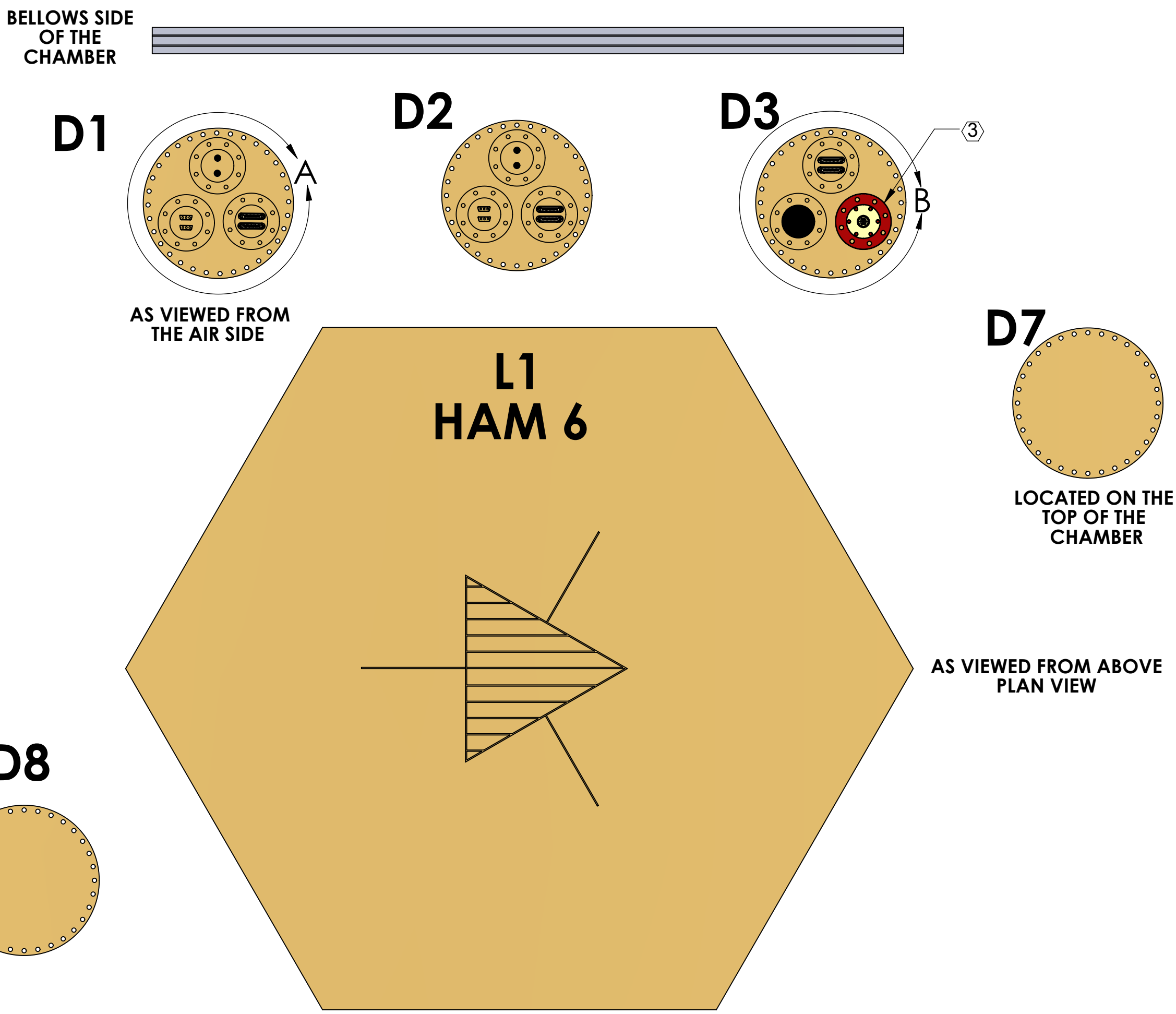
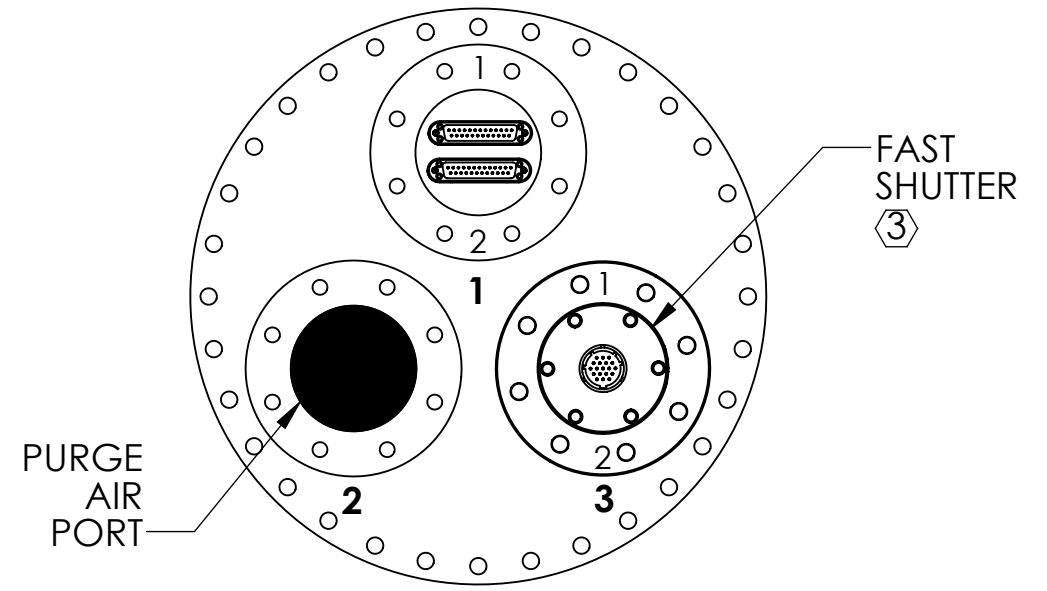
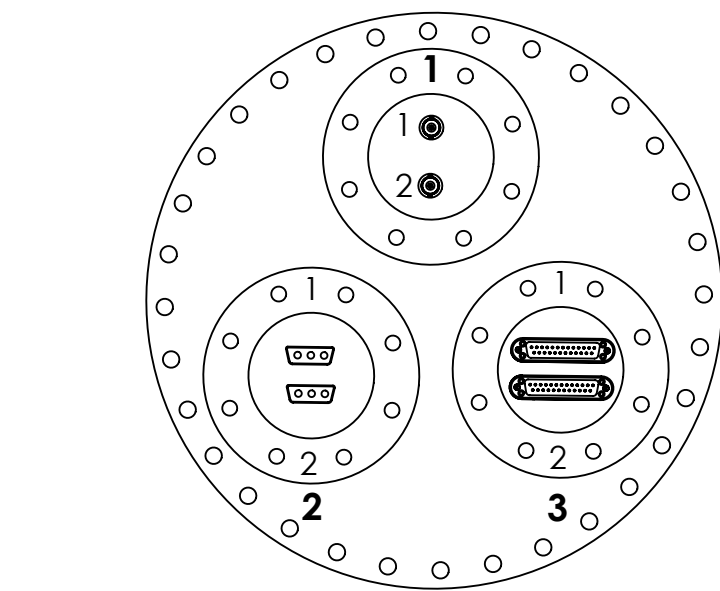
REV.	DATE	DCN #	DRAWING TREE #
v1	30 MAR 2010	-	-
v8	25 NOV 2014	E1400458-x0	-
-	-	-	-

FLANGE	SUBFLANGE	FLANGE TYPE	CONNECTOR	SUBSYSTEM	DESCRIPTION
D2-1A1	-1	A	BNC-1	SEI	SEI - CAP POS SENS
D2-1A2	-1	A	BNC-2	SEI	SEI - CAP POS SENS
D2-2B1	-2	B	3PWR-1	SEI	SEI - ISI COILS
D2-2B2	-2	B	3PWR-2	SEI	SEI - ISI COILS
D2-3C1	-3	C	25D-1	SEI	SEI - GS-13
D2-3C2	-3	C	25D-2	SEI	NOT ASSIGNED

FLANGE	SUBFLANGE	FLANGE TYPE	CONNECTOR	SUBSYSTEM	DESCRIPTION
D1-1A1	-1	A	BNC-1	SEI	SEI - CAP POS SENS
D1-1A2	-1	A	BNC-2	SEI	SEI - CAP POS SENS
D1-2B1	-2	B	3PWR-1	SEI	SEI - ISI COILS
D1-2B2	-2	B	3PWR-2	SEI	SEI - ISI COILS
D1-3C1	-3	C	25D-1	SEI	SEI - GS-13
D1-3C2	-3	C	25D-2	SEI	NOT ASSIGNED

FLANGE	SUBFLANGE	FLANGE TYPE	CONNECTOR	SUBSYSTEM	DESCRIPTION
D3-1C1	-1	C	25D-1	SUS	SUS - OMC
D3-1C2	-1	C	25D-2	SUS	SUS - OMC
D3-2C1	-2	C	25D-1	ISC	PURGE AIR PORT
D3-2C2	-2	C	25D-2	ISC	
D3-3D1	-3	CUSTOM	CIRCULAR MIL-SPEC CONNECTOR	ISC	ISC - FAST SHUTTER
D3-3D2	-3	CUSTOM	CIRCULAR MIL-SPEC CONNECTOR	ISC	

FLANGE	SUBFLANGE	FLANGE TYPE	CONNECTOR	SUBSYSTEM	DESCRIPTION
D7		BLANK			BLANK (FULL FLANGE)

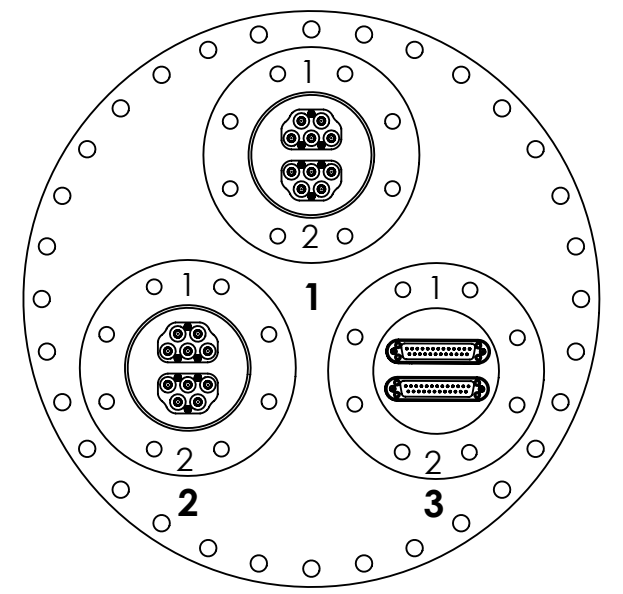


DETAIL A (D1, D2, & D4 CONFIGURATION)

DETAIL B (D3 CONFIGURATION)

D7 LOCATED ON THE TOP OF THE CHAMBER

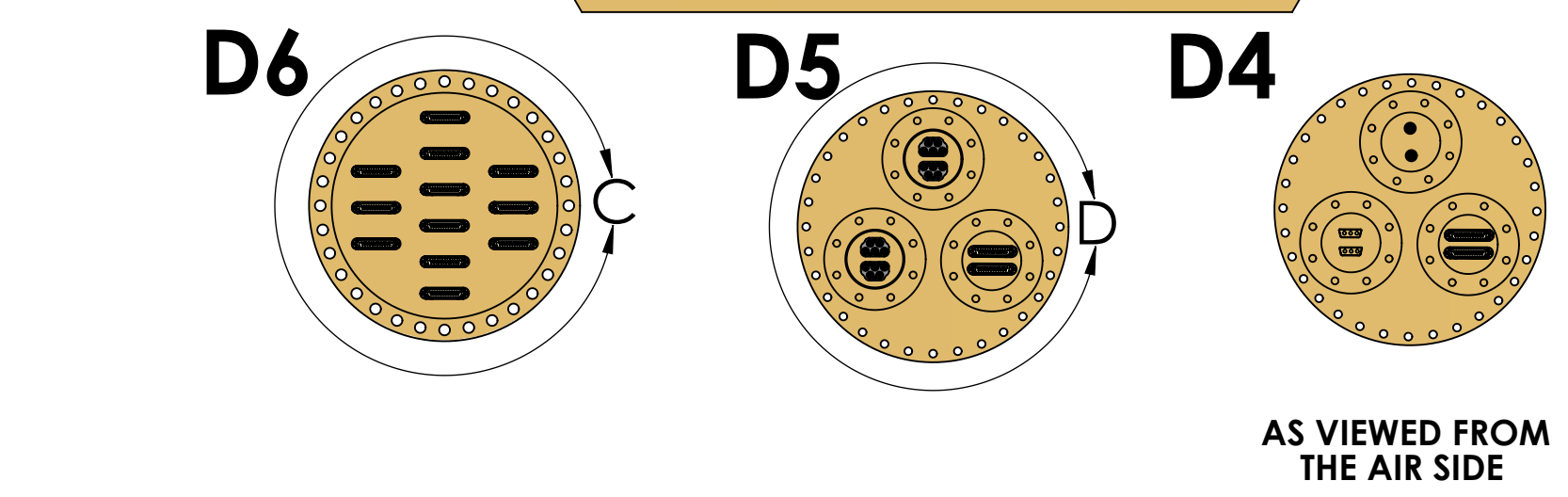
D8 LOCATED ON THE TOP OF THE CHAMBER



DETAIL D (D5 CONFIGURATION)

FLANGE	SUBFLANGE	FLANGE TYPE	CONNECTOR	SUBSYSTEM	DESCRIPTION
D8		BLANK			BLANK (FULL FLANGE)

FLANGE	SUBFLANGE	FLANGE TYPE	CONNECTOR	SUBSYSTEM	DESCRIPTION
D6-F1		F	25D-1	ISC	ISC - DC PHOTO DIODE (PRE-AMPS)
D6-F2		F	25D-2	ISC	ISC - PZTs
D6-F3		F	25D-3	ISC	ISC - OMC DC QPD
D6-F4		F	25D-4	ISC	ISC - OMC DC QPD A/B
D6-F5		F	25D-5	ISC	ISC - AS_C DC QPD
D6-F6		F	25D-6	ISC	ISC - OMC PICOMOTOR / AS PICOMOTOR
D6-F7		F	25D-7	ISC	ISC - AS_C PICOMOTOR
D6-F8		F	25D-8	ISC	ISC - BEAM DIVERTER 1
D6-F9		F	25D-9	ISC	ISC - BEAM DIVERTER 2
D6-F10		F	25D-10	ISC	ISC - TIP_TILT_1
D6-F11		F	25D-11	ISC	ISC - TIP_TILT_2
D6-F12		F	25D-12	ISC	ISC - TIP_TILT_3

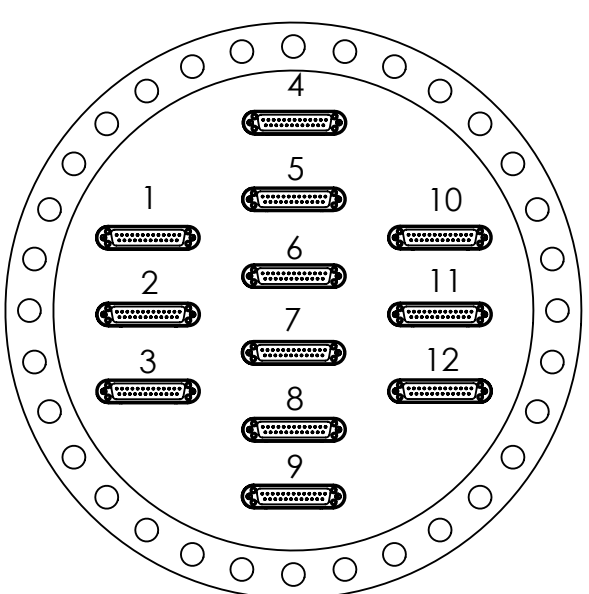


AS VIEWED FROM THE AIR SIDE

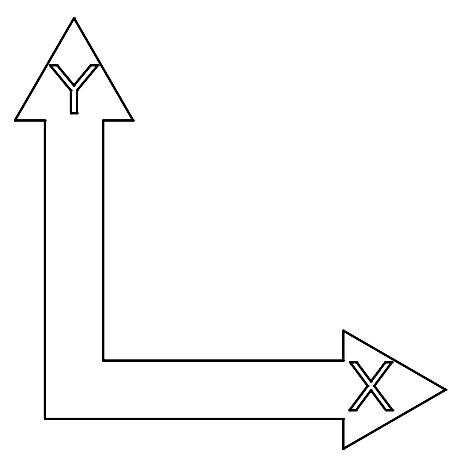
FLANGE	SUBFLANGE	FLANGE TYPE	CONNECTOR	SUBSYSTEM	DESCRIPTION
D4-1A1	-1	A	BNC-1	SEI	SEI - CAP POS SENS
D4-1A2	-1	A	BNC-2	SEI	SEI - CAP POS SENS
D4-2B1	-2	B	3PWR-1	SEI	SEI - ISI COILS
D4-2B2	-2	B	3PWR-2	SEI	SEI - ISI COILS
D4-3C1	-3	C	25D-1	SEI	SEI - GS-13
D4-3C2	-3	C	25D-2	SEI	NOT ASSIGNED

FLANGE	SUBFLANGE	FLANGE TYPE	CONNECTOR	SUBSYSTEM	DESCRIPTION
D5-1D1	-1	D	5 WAY COAX-1	ISC	ISC - ASC_AS_A RF WFS (WFS HEADS)
D5-1D2	-1	D	5 WAY COAX-2	ISC	ISC - ASC_AS_A RF WFS (WFS HEADS)
D5-2D1	-2	D	5 WAY COAX-1	ISC	ISC - ASC_AS_B RF WFS (WFS HEADS)
D5-2D2	-2	D	5 WAY COAX-2	ISC	ISC - ASC_AS_B RF WFS (WFS HEADS)
D5-3C1	-3	C	25D-1	ISC	ISC - ASC_AS_A (WFS HEADS)
D5-3C2	-3	C	25D-2	ISC	ISC - ASC_AS_B (WFS HEADS)

* SUBFLANGE TYPE >	A	B	C	D	E	F	G	CUSTOM	BLANK
CONNECTORS >	BNC	3PWR	25D	5 WAY COAX (2 PER FLANGE)	5 WAY COAX (1 PER FLANGE)	25PIN FULL FLANGE	TRI-AXIAL	MIL. SPEC. CIRCULAR CONNECTOR	BLANK
SUBSYSTEMS v									
SEI (ISI)	3	3	3						
SUS			1						
ISC			1	2		1		1	
I/O									
TCS									
PSL									
AOS									
NOT ASSIGNED									
TOTALS (CONNECTORS)	6	6	10	4	0	12	0	1	0
TOTALS (FLANGES)	3	3	5	2	0	1	0	1	0



DETAIL C (D6 CONFIGURATION)



NOTES AND TOLERANCES: (UNLESS OTHERWISE SPECIFIED)

MATERIAL: N/A FINISH: N/A μinch

SYSTEM: ADVANCED LIGO SUB-SYSTEM: ALL

DESIGNER: E.BROWN DRAFTER: E.BROWN CHECKER: SEE DCC APPROVAL: SEE DCC

DATE: 30 MAR 2012

SIZE: D DWG. NO.: D1002890

SCALE: NTS PROJECTION: SHEET 1 OF 1

REV. v8

PART NAME: FLANGE LAYOUT L1 HAM CHAMBER 6 (HAM 6)

NEXT ASSY: D0901811

D1002890 Flange layout Ham chamber L1 HAM6 PART PDM REV: X-002 DRAWING PDM REV: X-003