



HAM 7 Viewed from the West door. From Left to Right the towers are: MC1, MC3, SM1, MMT3 (largest), MMT1, and SM2 (at the right edge)
The Faraday Isolator is behind MMT3.




HAM7 MMT3 Closeup. East is at the top, North is to the left.




HAM7 NE Corner, looking at SM1. MC3 is in the foreground, MMT3 is to the right.




HAM 7 Faraday Isolator as viewed from above. MMT3 and West is at the top.



HAM7 MMT3 looking towards NE corner.




HAM7 MC1 and MC3. North edge of table. The three steering mirrors direct the PSL beam into the MC and the MC reflected beam off the table.



HAM7 NW corner. MC1 pigtail connectors J1 and J2.



HAM7 SW corner with counterweights and MC Reflected Beam steering mirror.



HAM7 MC1 and MC3 looking North. MC1 has a black baffle attached to it's tower.



HAM7 MC1 rear closeup view. MC3 pigtail connector J1 and J2 in background. North is to the left.



HAM7 MC3 Optical Lever steering mirror on West side of table. North is at the top.