

	DCC Number: E070301-00-X
	Date Prepared: 11/19/07

Originator	Cognizant Engineer	Ext./Phone#	Project	Account Number
Stephany Foley	Ken Mason	617-324-5250	ELIGO SEI HAM	

Dwg/Part Number	Rev	Part Description / Material	Serial Number	Qty
D972611		bellows (~20" dia x 9") / stainless steel	070-SFX	1
D972611		bellows (~20" dia x 9") / stainless steel	071-SFX	1

Used In (next higher assembly): SEI

Vendor Name	PO/Contract Number

Data Package, Receiving/Inspection Remarks:

Inspection Required Y/N	Visual Damage Y/N	Comments	Name/ Initials	Date Comp.

Process Flow:

#	Operation	Start Date	Work Area	Instructions	Name/ Initials	Date Comp.
1	Clean		LLO	these parts were cleaned by the vendor/ bake only by LIGO	T.Evans	1-5-08
2	Vacuum Bake		LLO	per 960022, class A, 200°C for 48 hrs	T.Evans	1-9-08
3	Control Point		LLO	Review/Approve RGA scan	B. O'Reilly	1-9-08
4	Wrap & Tag vacuum clean parts		LLO		T.Evans	1-9-08

N.B.: A copy of this traveller must be submitted to the DCC each time the original is shipped with the associated part(s) and when the traveller has been completed.

#	Operation	Start Date	Work Area	Instructions	Name/ Initials	Date Comp.
5	Ship and Deliver/File paperwork			Please send to: Keep at LLO File one copy of traveler with the DCC. Note: Ship original traveler with these parts.	B.O'Reilly	1-16-08
END: Go to Traveler or procedure associated with next higher assembly processing						

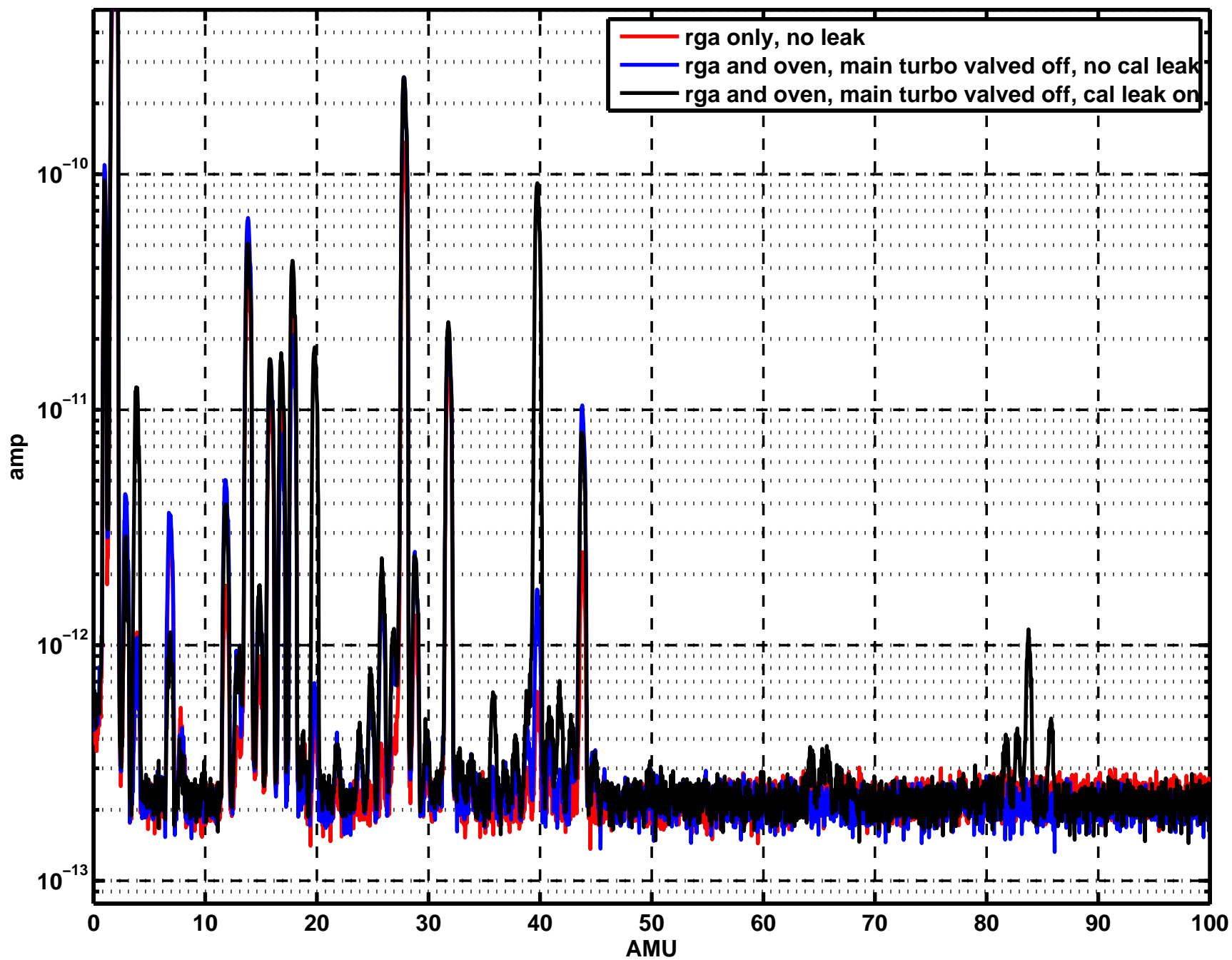
Special Instructions (Handling/Packaging Constraints, Remarks, etc.) or Notes:

Parts have been chemically cleaned at the vendor. They will need to be BAKED ONLY by LIGO. These bellows are needed when the ISI goes into the HAM Chamber in January 2008.

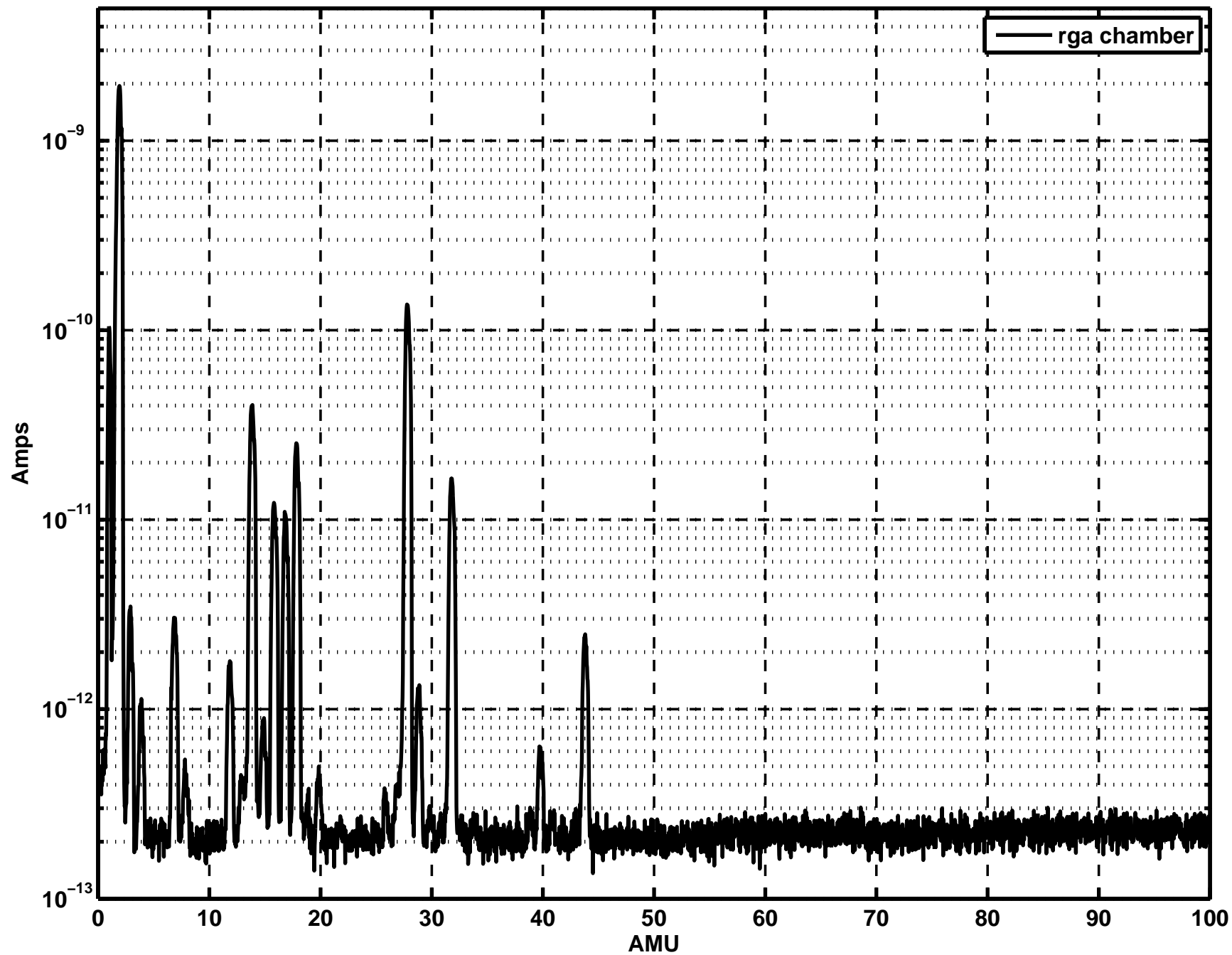
Since the bellows went in different bake loads I am splitting the traveler. RGA scans will be attached to PDF document.

N.B.: A copy of this traveller must be submitted to the DCC each time the original is shipped with the associated part(s) and when the traveller has been completed.

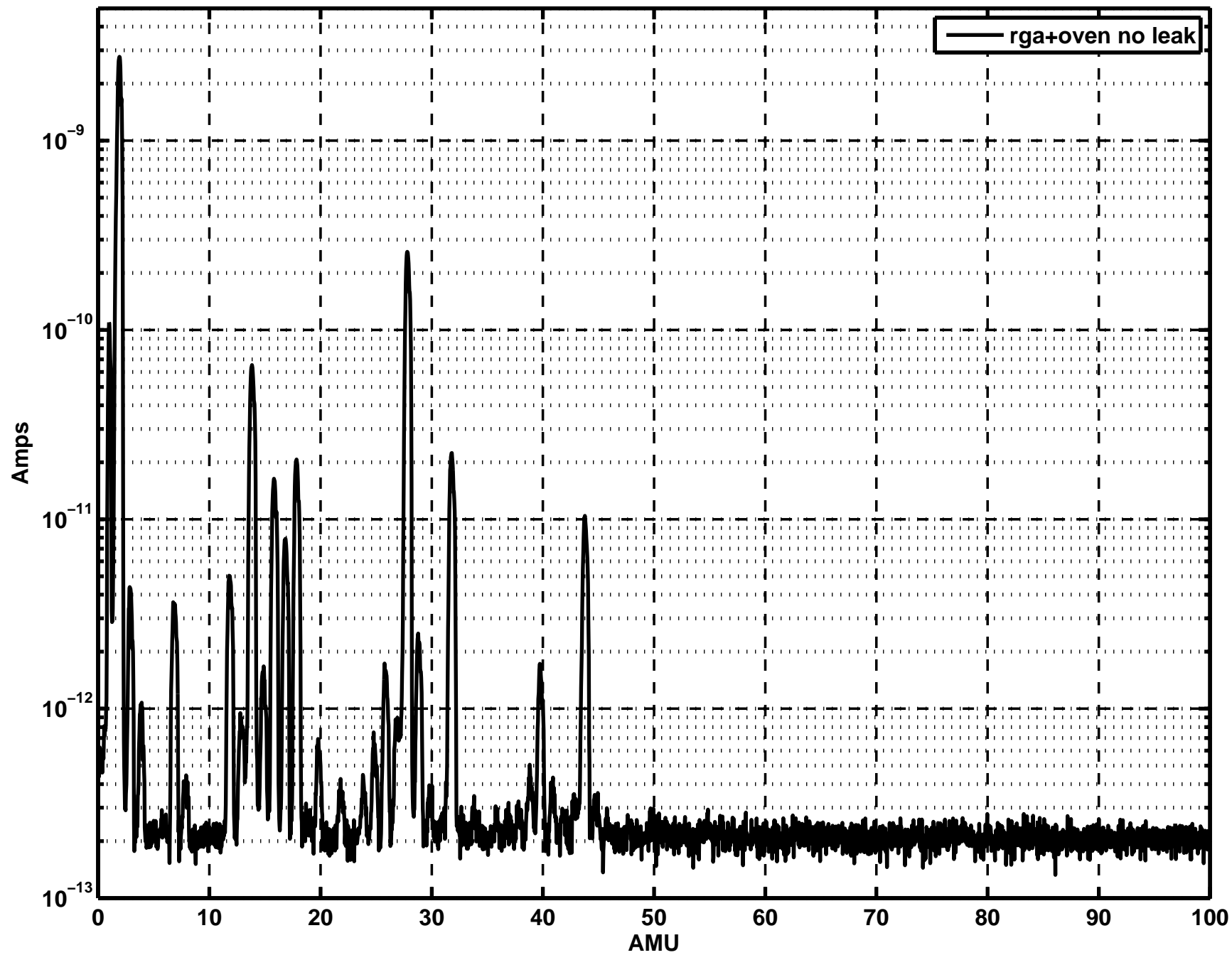
Load 9jan08



RGA Only



RGA+Oven Only



RGA of Oven Load with calibrated leak (main turbo valved off)

