

	DCC Number: E080077-00-X
	Date Prepared: 2-7-07

Originator	Cognizant Engineer	Ext./Phone#	Project	Account Number
Adam Mullavey	J. Romie	225 686-3139	OMC, ELIGO	

Dwg/Part Number	Rev	Part Description / Material	Serial Number	Qty
		Hex Socket Cap Screw – M6x20mm, Stainless Steel	0912A2	25
		Socket Head Cap Screw – M3-0.5x8mm, Stainless Steel, Silver Plated	MC -308-NA	50
		Socket Head Cap Screws – #4-40x0.375”, Stainless Steel		10

Used In (next higher assembly):	OMC
---------------------------------	-----

Vendor Name	PO/Contract Number

Data Package, Receiving/Inspection Remarks:

Inspection Required Y/N	Visual Damage Y/N	Comments	Name/ Initials	Date Comp.
N				

Process Flow:

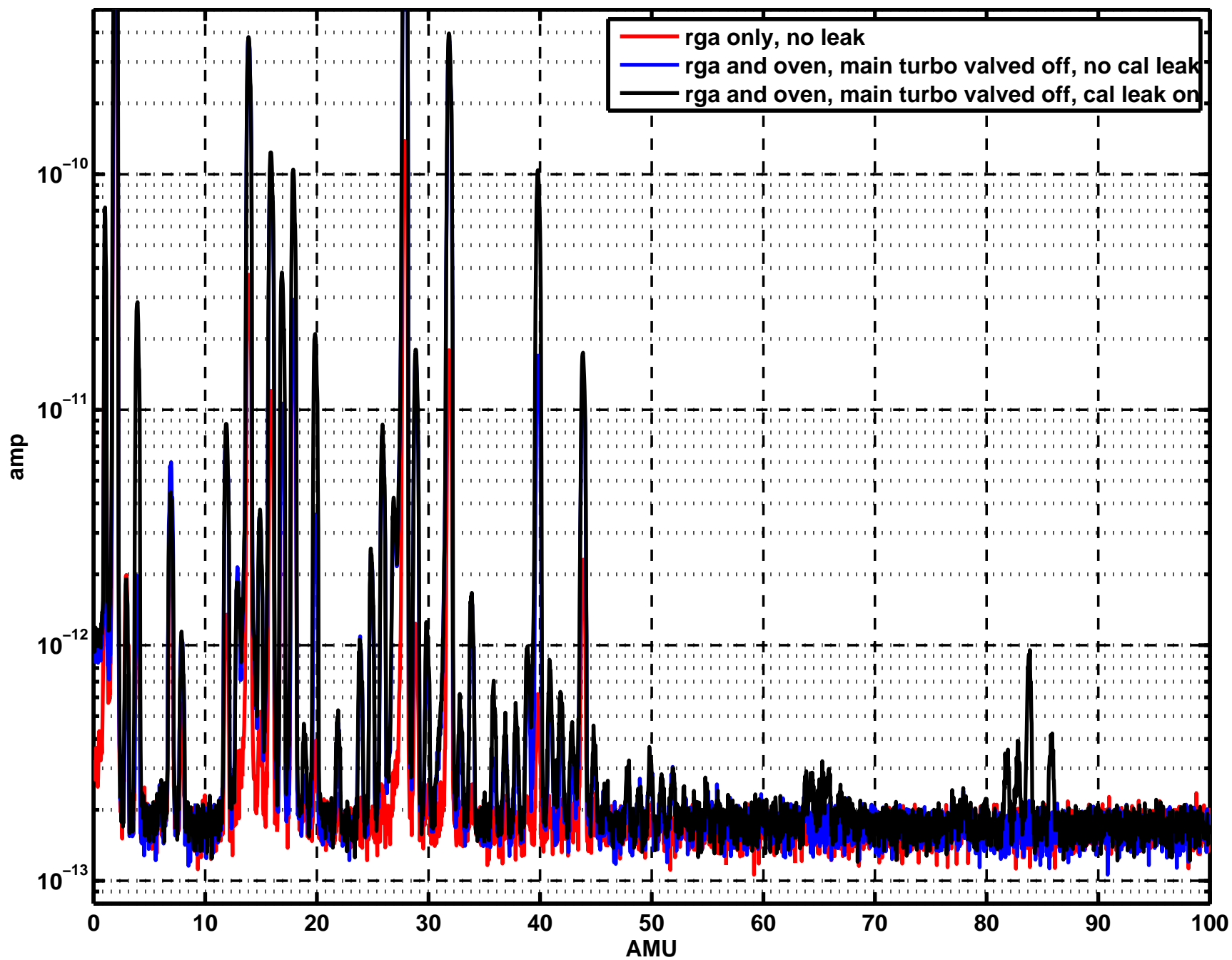
#	Operation	Start Date	Work Area	Instructions	Name/ Initials	Date Comp.
1	Clean		LLO	Per LIGO E960022: -Ultrasonic clean in Liquinox for 10 minutes. -Rinse in distilled water at least 3 times, changing the rinse water every time.	T.E.	2-7-08
2	Vacuum Bake			Per E960022, Class A, 200°C for 48 hours	T.E.	2-12-08
3	Control Point			Review/Approve RGA scan	BO’R	2-12-08

N.B.: A copy of this traveller must be submitted to the DCC each time the original is shipped with the associated part(s) and when the traveller has been completed.

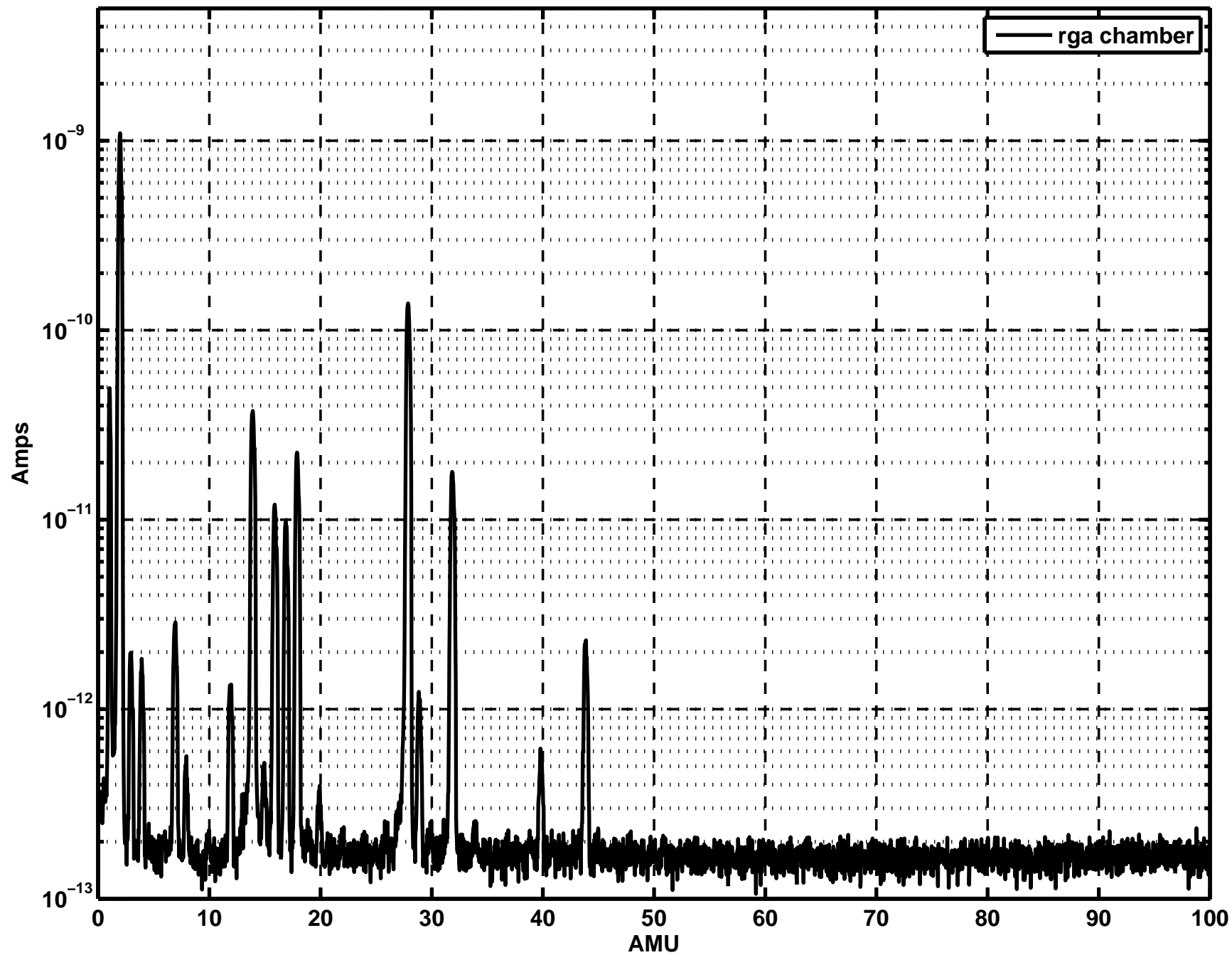
#	Operation	Start Date	Work Area	Instructions	Name/ Initials	Date Comp.
4	Wrap and Tag vacuum clean parts				T.E.	2-13-08
5	Ship and Deliver/File paperwork			To be used at LLO site. No shipping required.	BO'R	4-22-08

N.B.: A copy of this traveller must be submitted to the DCC each time the original is shipped with the associated part(s) and when the traveller has been completed.

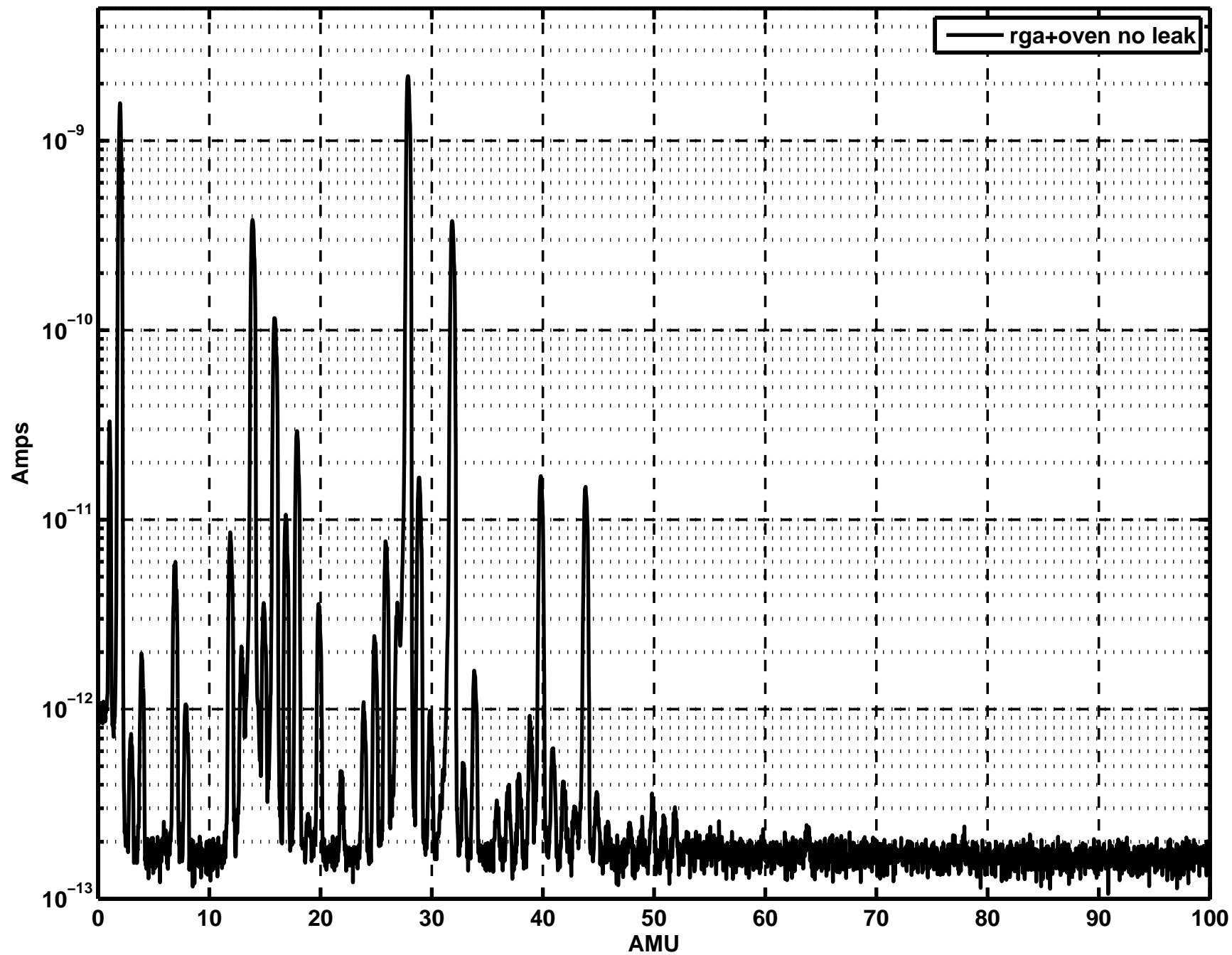
Load 12feb08



RGA Only



RGA+Oven Only



RGA of Oven Load with calibrated leak (main turbo valved off)

