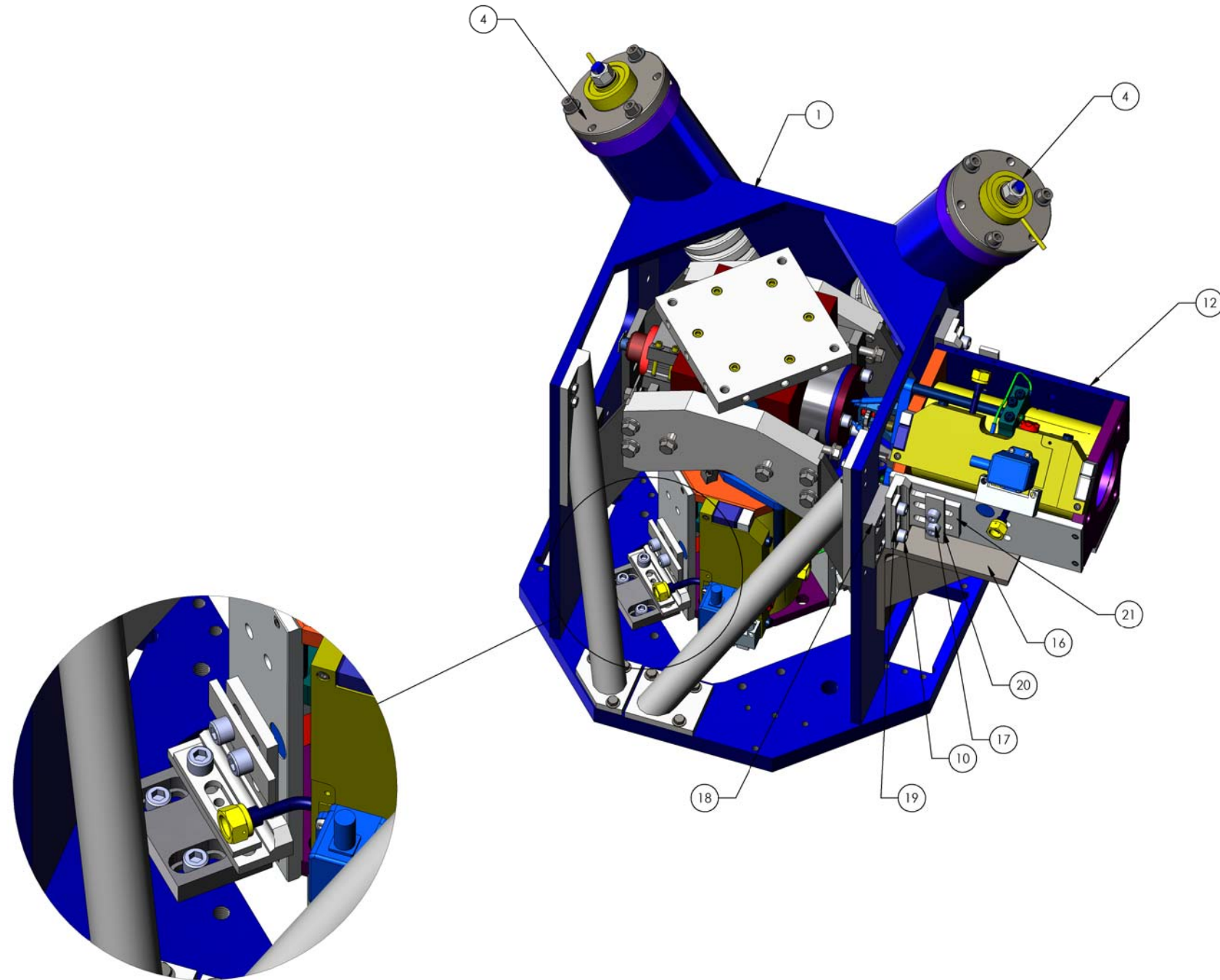


NOTES CONTINUED:
 4. VENDOR REFERENCES ARE PROVIDED AS EXAMPLES OF PARTS MEETING ALL REQUIRED SPECIFICATIONS. EQUIVALENTS ARE ALWAYS ACCEPTABLE UNLESS OTHERWISE SPECIFIED.
 5. REFER TO LIGO E0900357 FOR ASSEMBLY AND LOADING PROCEDURE.

REV.	DATE	DCN #	DRAWING TREE #
v1	16 Mar.2011	E1100015	E1100016



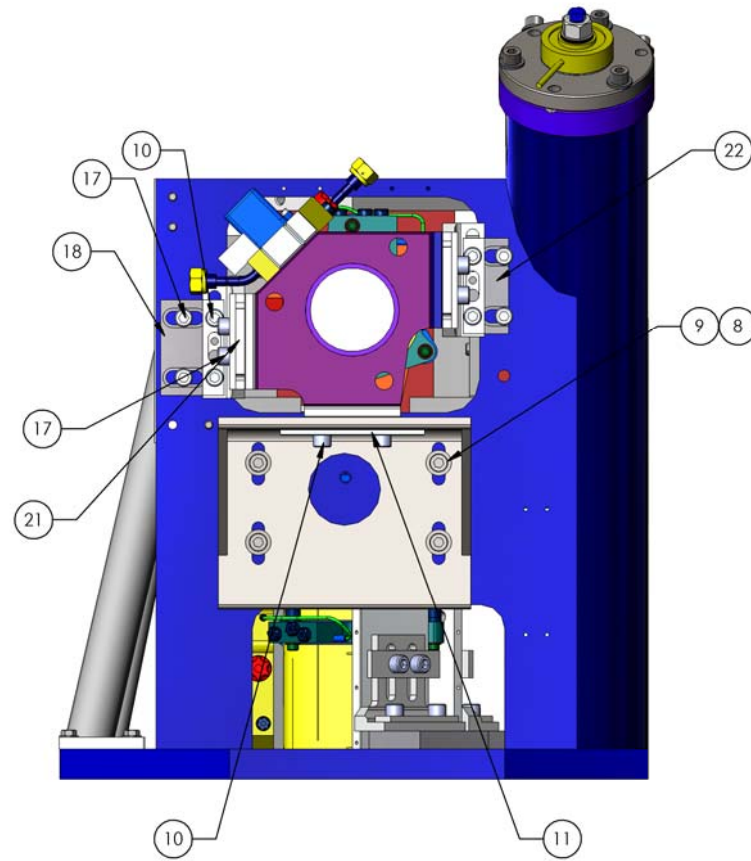
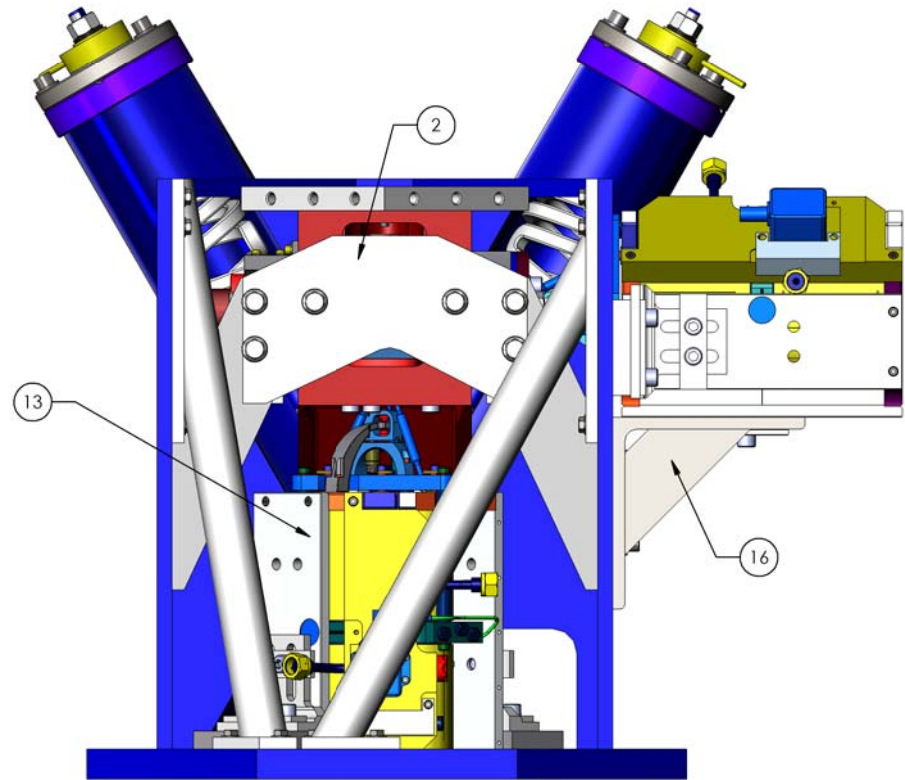
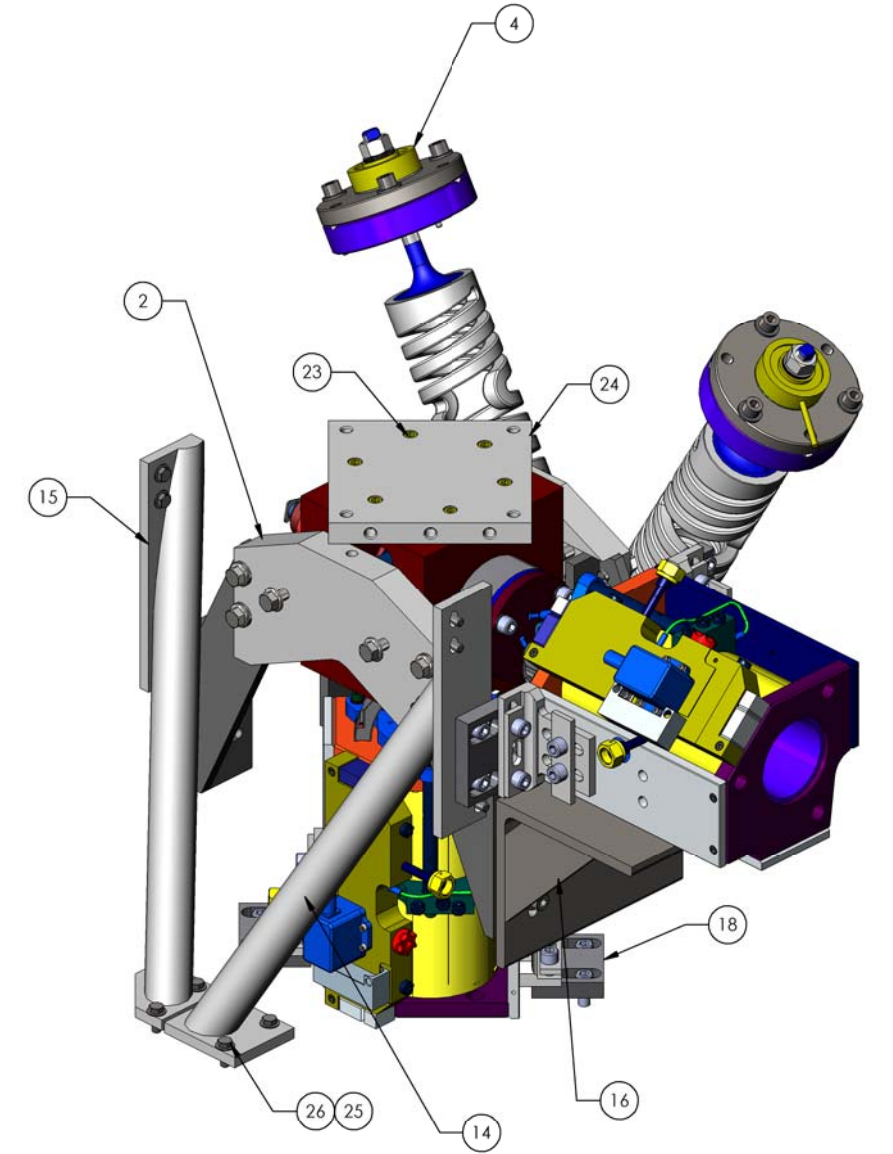
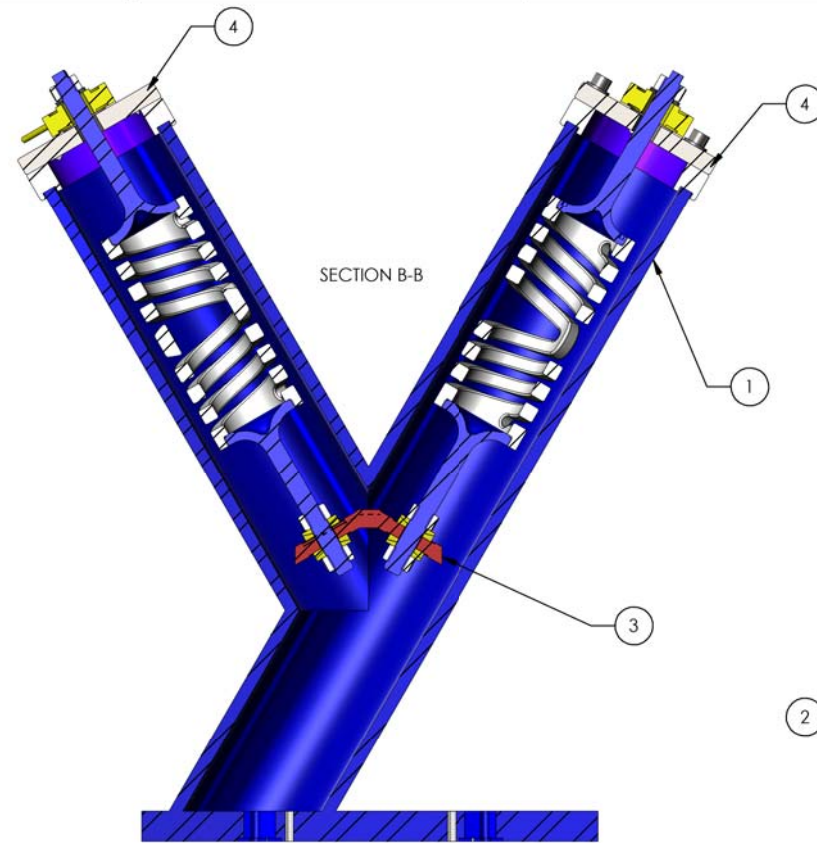
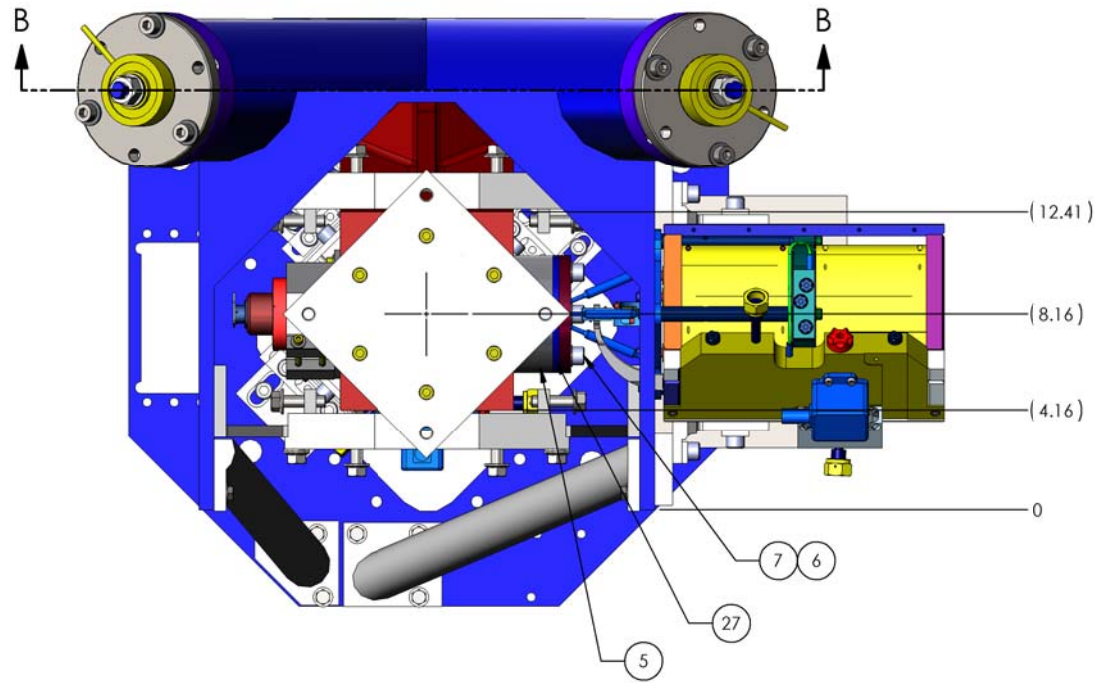
DETAIL A
SCALE 1 : 2

ITEM NO.	PART NUMBER	DESCRIPTION	MATERIAL	REQ
27	D1100474	UNIFIED HYDRAULIC ACTUATOR SHIM, αLIGO HEPI	6061-T6 Al	1
26	McMASTER_92965A624	HEX SCREW 3/8-16 X 1" LG.	Alloy Steel	12
25	McMASTER_97416A127	WASHER .406 ID X .813 OD X (.05-.08) THK	Alloy Steel	12
24	D020008	CROSSBEAM ATTACHMENT PLATE, αLIGO HEPI BSC	AISI 1018 Steel, Cold Rolled	1
23	HOLOKROME_78100	SCREW, 3/8-16 X 1 1/4 LG, SHCS	18-8 SSSL	6
22	D1100316	UNIFIED HYDRAULIC ACTUATOR BRACKET BASE 2, αLIGO HEPI	AISI 1018 Steel Cold Rolled	2
21	D1100473	UNIFIED HYDRAULIC ACTUATOR BRACKET, αLIGO HEPI	AISI 1018 Steel, Cold Rolled	5
20	D1100319	UNIFIED HYDRAULIC ACTUATOR BRACKET WASHER BAR 2, αLIGO HEPI	AISI 1018 Steel, Cold Rolled	5
19	D1100318	UNIFIED HYDRAULIC ACTUATOR BRACKET WASHER BAR 1, αLIGO HEPI	AISI 1018 Steel, Cold Rolled	5
18	D1100315	UNIFIED HYDRAULIC ACTUATOR BRACKET BASE 1, αLIGO HEPI	AISI 1018 Steel Cold Rolled	3
17	HOLOKROME_73130	SHCS 1/2-20 x 1.00	Alloy Steel	20
16	D020016	Horizontal Angle Mount Hydraulic Isolator	ASTM A36 Steel	1
15	D020332	PRE-ISOLATOR ASSEMBLY, HOUSING STIFFENER, LEFT PANEL	ASTM A519 Steel	1
14	D020329	PRE-ISOLATOR ASSEMBLY, HOUSING STIFFENER, RIGHT, ACTUATOR	ASTM A519 Steel	1
13	D020284-01	HEPI ACTUATOR ASSEMBLY, VERTICAL, αLIGO		1
12	D020284-02	HEPI ACTUATOR ASSEMBLY, HORIZONTAL, αLIGO		1
11	D030694	Horizontal Angle Mount Backup Plate Hydraulic Isolator	ASTM A36 Steel	1
10	HOLOKROME_73132	SHCS 1/2-20 x 1.25	Alloy Steel	17
9	HOLOKROME_78114	SCREW, 1/2-13 X 1.25 LG, SCHS	18-8 SS	4
8	McMASTER_90126A033	Flat Washer, .53 id x 1.06 od x .07-.13 thk	Plain Carbon Steel	4
7	MSC_67007768	SCREW 1/2-20 x 1.5, SHCS	Alloy Steel	3
6	McMASTER_98017A210	Flat Washer, 1/2" Screw, .51"x.88"x.06"	AISI 304	6
5	D020011	Spherical Washer Housing	AISI 1018 Steel Cold Rolled	1
4	D030320	HEPI SPRING ASSEMBLY, αLIGO BSC	N/A	2
3	D1100306	HEPI CROSSBEAM ATTACHMENT, αLIGO BSC RIGHT	N/A	1
2	D030322	CAGING BRACE ASSY	N/A	1
1	D020004	HOUSING HYDRAULIC ASSEMBLY	ASTM A36 Steel	1

NOTES AND TOLERANCES: (UNLESS OTHERWISE SPECIFIED)	
1. INTERPRET DRAWING PER ASME Y14.5-1994. 2. REMOVE ALL SHARP EDGES, R.02 MIN. 3. DO NOT SCALE FROM DRAWING. 4. ALL MACHINING FLUIDS MUST BE FULLY SYNTHETIC, FULLY WATER SOLUBLE AND FREE OF SULFUR, SILICONE, AND CHLORINE.	
DIMENSIONS ARE IN INCHES	
TOLERANCES: .XX ± N/A .XXX ± N/A	
ANGULAR ± N/A*	
MATERIAL	SEE BOM
FINISH	N/A μinch

CALIFORNIA INSTITUTE OF TECHNOLOGY MASSACHUSETTS INSTITUTE OF TECHNOLOGY		PART NAME HEPI MAIN SUPPORT ASSEMBLY, αLIGO BSC LEFT	
SYSTEM	ADVANCED LIGO	SUB-SYSTEM	SEI
DESIGNER	MHILLARD	DATE	9 Feb. 2011
DRAFTER	MHILLARD	DATE	16 Mar. 2011
CHECKER	KMASON	DATE	16 Mar. 2011
APPROVAL	KMASON	DATE	16 Mar. 2011
SIZE	D	DWG. NO.	D1100242
SCALE	1:4	PROJECTION	
REV.	v1	SHEET	1 OF 2

D1100242 HEPI MAIN SUPPORT ASSEMBLY RIGHT, αLIGO BSC, PART FROM REV. X.015, DRAWING FROM REV. 1.000



LIGO CALIFORNIA INSTITUTE OF TECHNOLOGY MASSACHUSETTS INSTITUTE OF TECHNOLOGY		REV.
SIZE DWG. NO.	D1100242	v1
SCALE: 1:4	PROJECTION:	SHEET 2 OF 2

D1100242-HEP1 MAIN SUPPORT ASSEMBLY RIGHT, LIGO BCG, PART PDM REV: X015, DRAWING PDM REV: X000