



Materials Presented at LSC Meeting

A. Lazzarini

2000 March 16 - 18

LIGO Livingston Laboratory



LDAS Collaborative Activities



LDAS Collaborations

- LSC - Data analysis software for LDAS pipeline
 - » PSU, UTB, ANU - work on dataConditioningAPI
 - C++ code directly merged with LDAS API, as specified in dataConditioningAPI requirements & specification documents
 - Wraps FFTW for PSDs FFTs (ANU)
 - Time domain filtering, decimation of data, heterodyning (PSU)
 - Data summaries (trends): P-P, μ , σ , median, etc., by channel (UTB)
 - For ingestion into metadatabase on framed data
 - Targeting initial end-to-end test as part of a dataConditioning Mock Data Challenge being developed as part of an integrated Lab-LSC software development schedule.



LDAS Collaborations

- LSC - Data analysis software for LDAS pipeline
 - » UWM, Cardiff(GEO) - work on MPI-based template filtering
 - Conforming MPI-based template analysis to LAL style specification
 - Working with LDAS to identify, iterate on S/W interfaces between LDAS (C++ wrapper and Tcl command layer) and MPI template filtering code (C, per LAL specification)
 - Targeting a mid-April first pass at LDAS + MPI template analysis on linux cluster



LDAS Collaborations

- Model for working closely with LSC groups is forming well
 - » Small working groups to produce specific software
 - Daily email discussions
 - Weekly in-depth teleconferences to review week-to-week progress, address issues & questions
 - » LDAS programmer support & participation as needed
 - » WWW sites for discussions, sharing code, documents
 - » CVS accounts at LIGO/LDAS for submitting, sharing, controlling and maintaining software



LDAS Collaborations

- International - VIRGO
- Frame format revision
 - » Pending documentation in T970130, Rev. D
 - » Pending as Frame Format Release 4
 - » Introduces new structures: Table of Contents, Table
 - » Modifies others, e.g. FrDetector to accommodate multiple interferometers in one frame, anticipates network analysis by allocating IDs other major detectors: GEO, TAMA, Bars, prototypes.
 - » I/O libraries being revised
 - VIRGO's Fcl (C version)
 - LIGO's Framecpp (C++ version)



LDAS Collaborations

- International - ANU
- Co-investigators with ANU proposal to Australian Research Council (ARC) for data analysis support to ANU
 - » Shared postdoctoral fellow
 - » Support for combination of work:
 - Research identified in LSC White Paper on Data Analysis
 - Close work with LIGO/LDAS to implement C++ APIs
 - Possibly port LDAS to ANU facility



LDAS Collaborations

- GriPhyN (Grid Physics Network) proposal to NSF's Information Technology Research (ITR) Program
 - » Collaboration composed of NSF-funded research projects seeking to enhance computational and database resources
 - HEP - US collaborations at LHC - CMS & ATLAS
 - Gravitational physics - LIGO - Lab (Prince, Lazzarini, Williams/CACR) and UWM (Allen)
 - Astronomy - Sloan Digital Sky Survey (SDSS)
 - Computer science - Chicago, Berkley, others
 - » Submitted pre-proposal on 30 Dec 1999 (\$14.5M)
 - One of 920+ proposals
 - 120 invited by NSF to submit full proposals by 17 April 2000
 - 120 pre-proposals request ~ \$600M
 - ITR program has ~ \$90M earmarked



LDAS Collaborations

- GriPhyN proposes to prototype a grid of computer, database resources to permit users across US to access data, computing facilities efficiently
- CS R&D:develop/define new concepts for resource management, allocation, scheduling on a global scale
 - » Most of effort to go initially in developing protocols, middleware software that manages resources, user requests
 - » “Hugely scaled up version of LDAS”
- Physics R&D: users of technology
 - » Use models, testbeds, benchmarks, ...



Higher Order Statistics to Characterize Non-Gaussian Stationary Noise

A report of work performed by Denis Petrovic (SURF 1999)



Noise Characterization & Higher Order Statistics (HOS)

- » Cumulants and polyspectra for zero mean real processes

$$C_{2x}(k) = E\{x(n) x(n+k)\}$$

$$C_{3x}(k,l) = E\{x(n) x(n+k) x(n+l)\}$$

$$C_{4x}(k,l,m) = E\{x(n) x(n+k) x(n+l) x(n+m)\} - (C_{2x}(k) C_{2x}(l-m) + C_{2x}(l) C_{2x}(k-m) + C_{2x}(m) C_{2x}(k-l))$$

- » S_{nx} - n-th order spectrum, C_{nx} - n-th order cumulant

$$S_{nx}(f_1, f_2, \dots, f_{n-1}) = \mathcal{F}\{C_{nx}(\tau_1, \tau_2, \dots, \tau_{n-1})\}$$

- » Third order cumulants and bispectrum (third order polyspectra) of a zero mean real random processes

$$C_{3X}(k,l) = E\{x(n) x(n+k) x(n+l)\}$$

$$S_{3x}(f_1, f_2) = E\left\{\hat{x}(f_1) \hat{x}(f_2) \hat{x}^*(f_1 + f_2)\right\}$$

$$\hat{x}(f) = \mathcal{F}\{x(t)\}$$



Properties of HOS

- Properties of polyspectra
 - For order ($n > 2$) generally complex functions
 - Zero for order ($n > 2$) if the process is Gaussian
 - Power spectrum - first in a series of polyspectra
- Motivations for using HOS techniques
 - Identify non-Gaussian signals by suppressing additive Gaussian noise
 - Extract information due to deviations from Gaussianity
 - Detect and characterize non-linear properties in a signal
 - Implement a real-time HOS filter to characterize LIGO data
- - Bicoherence as a metric of nonGaussian characteristics

$$bic(f_1, f_2) = \frac{|S_{3x}(f_1, f_2)|}{\sqrt{S_2(f_1) S_2(f_2) S_2(f_1 + f_2)}}$$

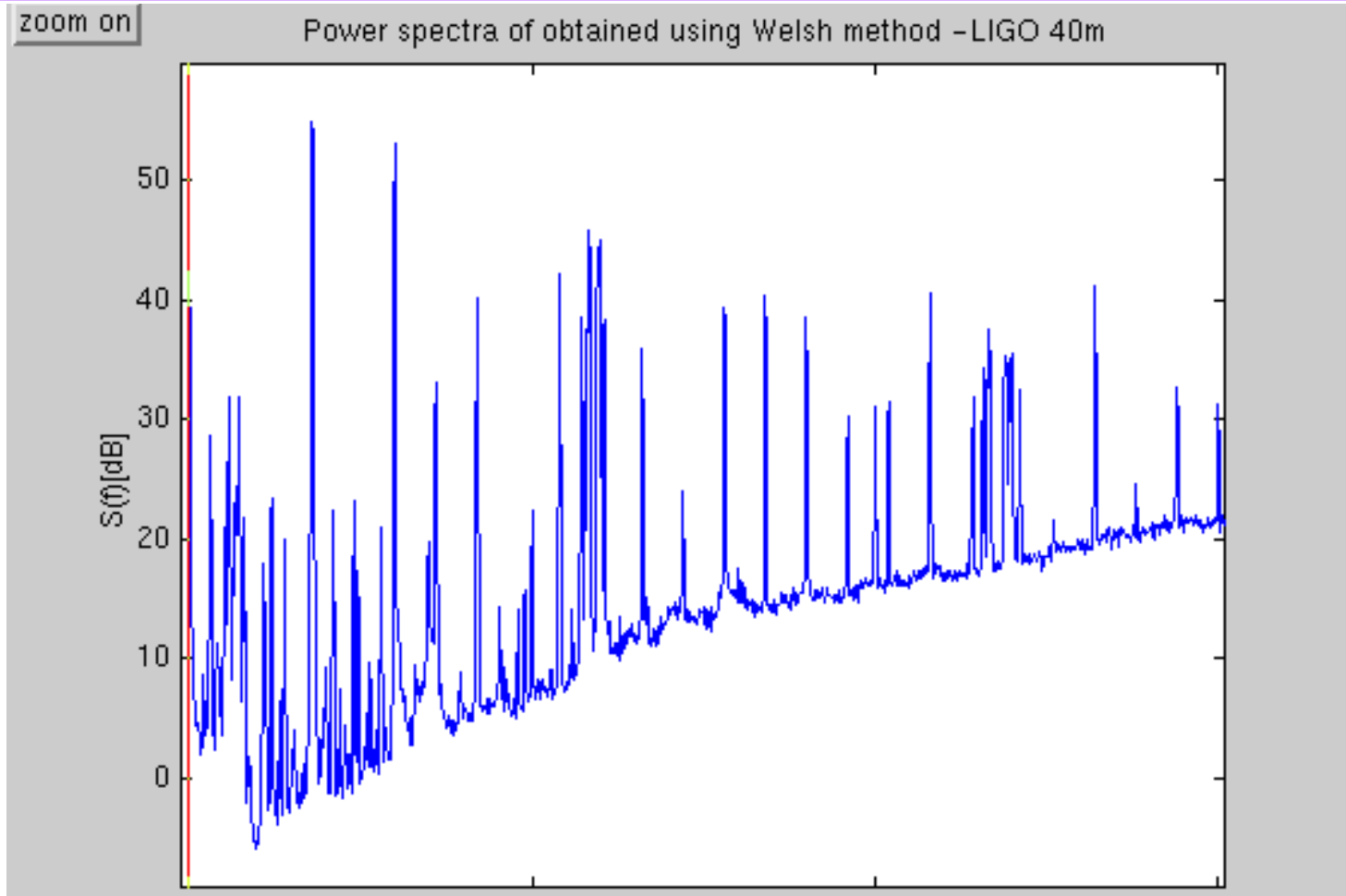


Application of HOS to 40m data

- Use LIGO 40m power spectrum to identify characteristic features
 - LIGO 40m power spectrum is rich in harmonics
 - Presence of the sidebands around some of the harmonics
- Generate simplified models of a signal with these “features”
- Generate bispectral representation of the signal
- Identify and understand characteristic patterns in bispectrum
- Generalize to look for similar features in LIGO data



40m whitened strain spectrum (Nov 1994)



LIGO-G000021-00-E

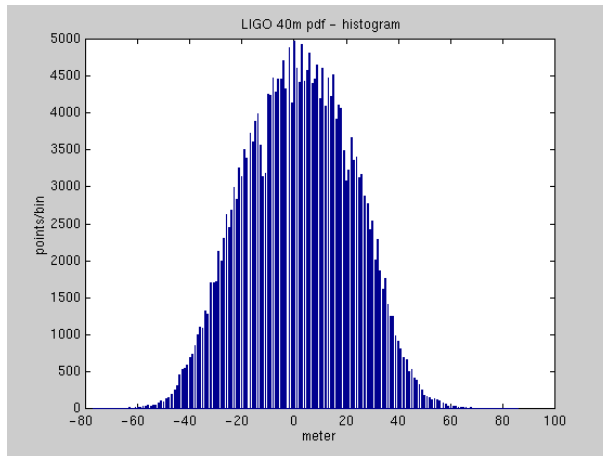
LSC Meeting 2000.03.16-18

LIGO Laboratory at Caltech

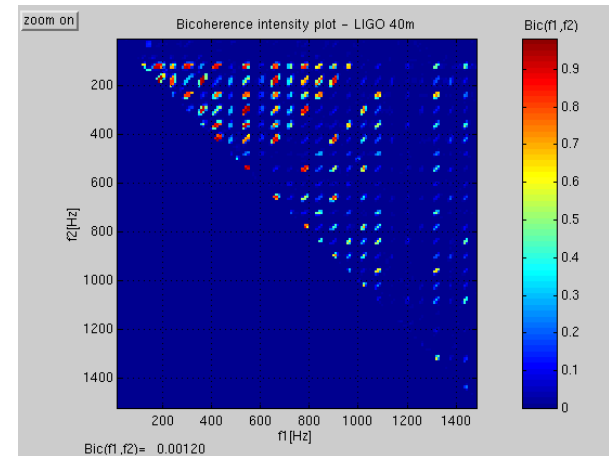


Probability Distribution Function and Bicoherence of LIGO 40m data

- PDF of LIGO 40m data suggests that the process is Gaussian
- Presence of peaks in LIGO 40m data bicoherence



Histogram of strain signal

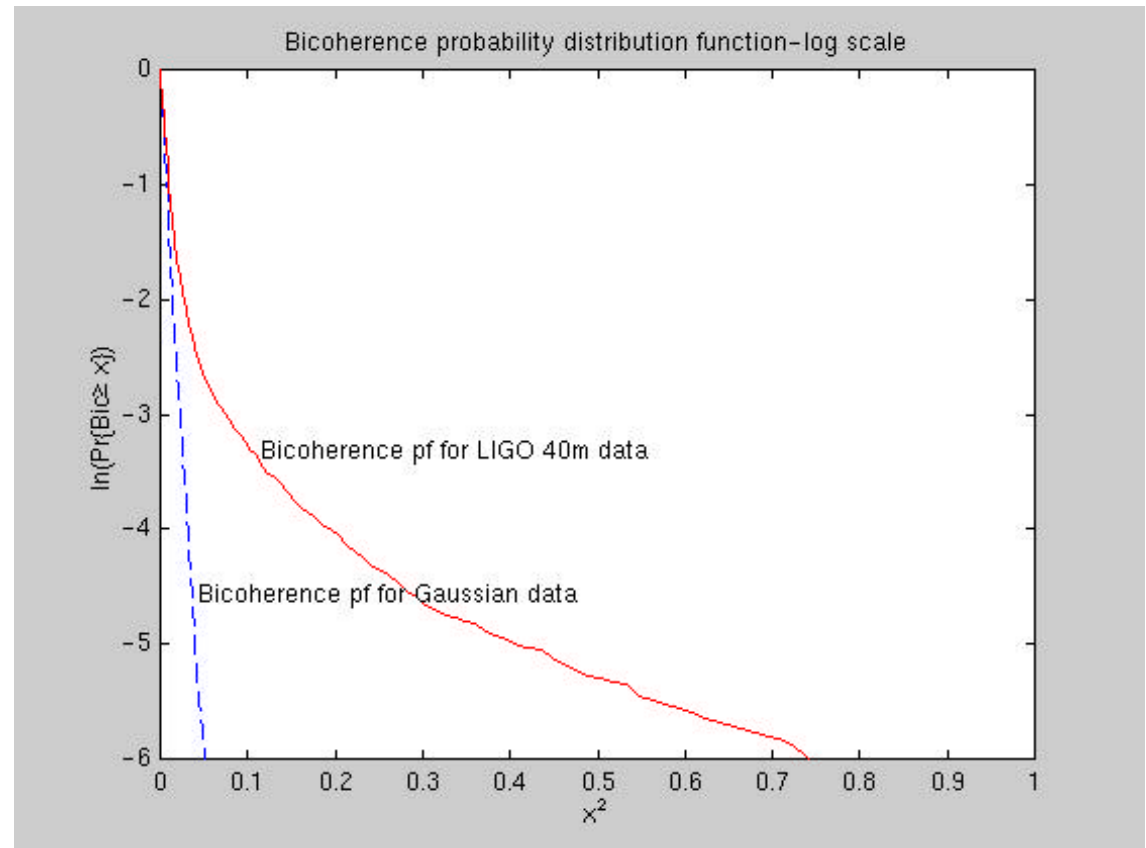


Bispectrum of strain signal



Non-Gaussian characteristics of 40m strain

- Histogram of the magnitudes of $\text{bic}(f_1, f_2)$ exhibits substantial deviation from modeled Gaussian data





Example Studies

- Create time series data with known linear and non-linear characteristics to “calibrate” bispectrum, bicoherence

$$x(t) = x_1(t) + x_2(t) + B x_3(t) + Cx_1(t) x_2(t) + n_{\text{Gaussian}}(t)$$

$$x_1(t) = A \text{Cos}(2\pi f_1 t + \varphi_1)$$

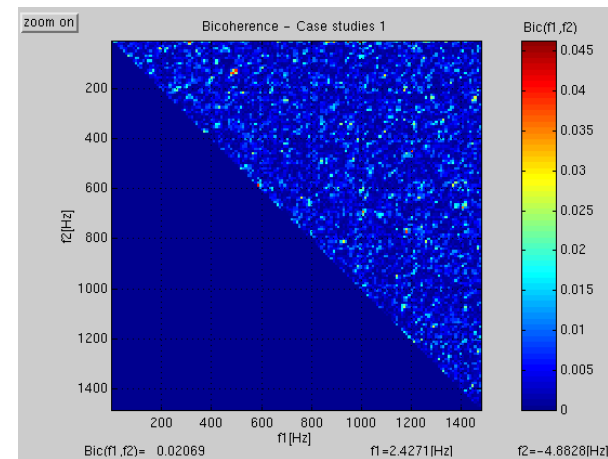
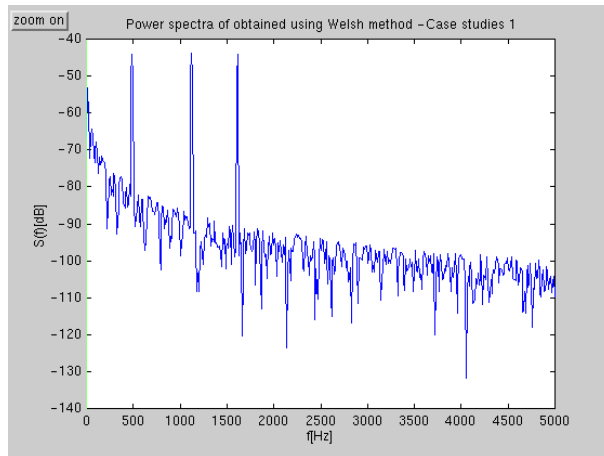
$$x_2(t) = A \text{Cos}(2\pi f_2 t + \varphi_2)$$

$$x_3(t) = A \text{Cos}(2\pi f_3 t + \varphi_3)$$

- » A,B,C arbitrary constants;
- » ϕ_1, ϕ_2, ϕ_3 uniform RVs $[-\pi, \pi]$;
- » $n_{\text{Gaussian}}(t)$ colored (e.g., 1/f) noise

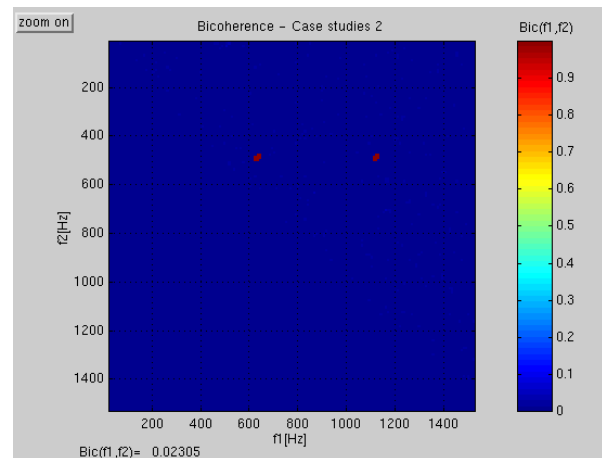
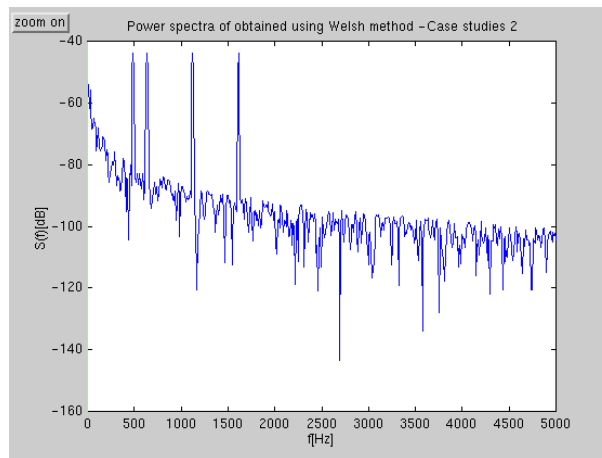
Example Studies:1

- Case 1: $B=1$, $C=0$, $f_3=f_1+f_2$
 - » Accidental occurrence of sum-frequency
 - » No phase coherence - ϕ_3 is independent of ϕ_1 , ϕ_2
 - » Signal consists of three independent harmonics
 - » - No features present in bicoherence spectrum



Example Studies:2

- Case 2: B=0, C=1
 - » Nonlinear mixing of “strong” lines creates of sum & difference frequency lines at $f_3=f_1\pm f_2$ with phase coherence -
 - ϕ_3 is related to ϕ_1, ϕ_2
 - » Peaks in bicoherence occur as a result of the non-linear coupling between x_1 and x_2 .



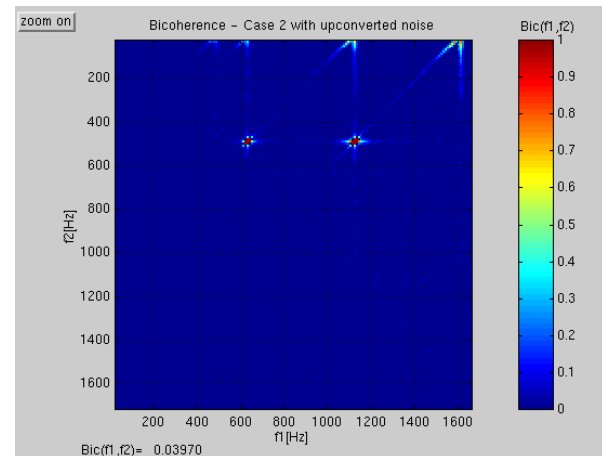
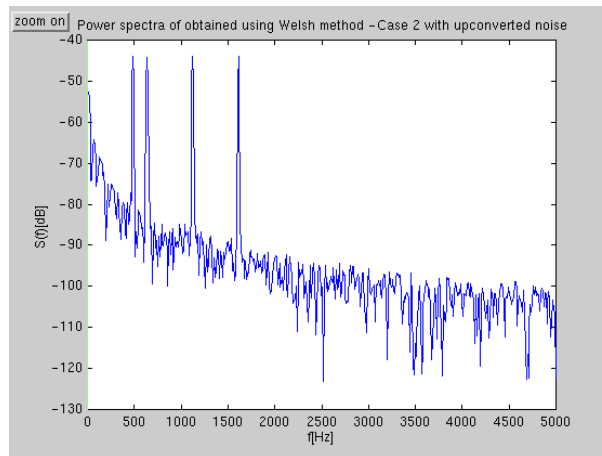
LIGO-G000021-00-E

Example Studies:3

- Case 3: Upconverted broadband noise

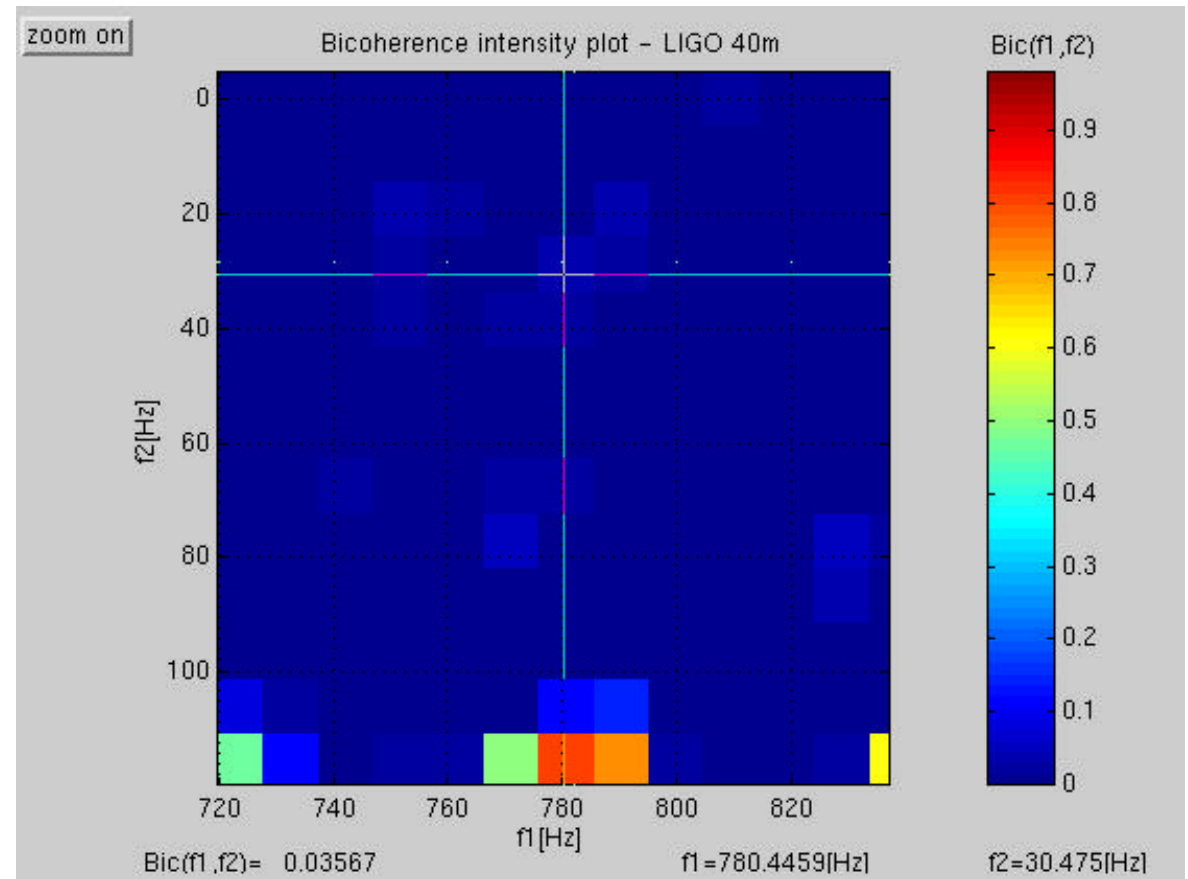
$$x(t) = (1 + n_{\text{Gaussian}}(t)) (x_1(t) + x_2(t) + B x_3(t) + Cx_1(t) x_2(t))$$

- » Noise upconversion produces characteristic “wings” at base of peaks



Example study: 3

- Similar features
- are present in LIGO 40m data
- Bicoherence can detect upconversion of low frequency components in power spectrum



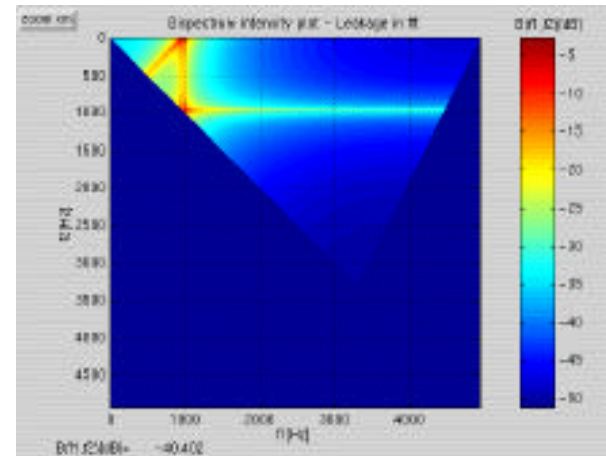
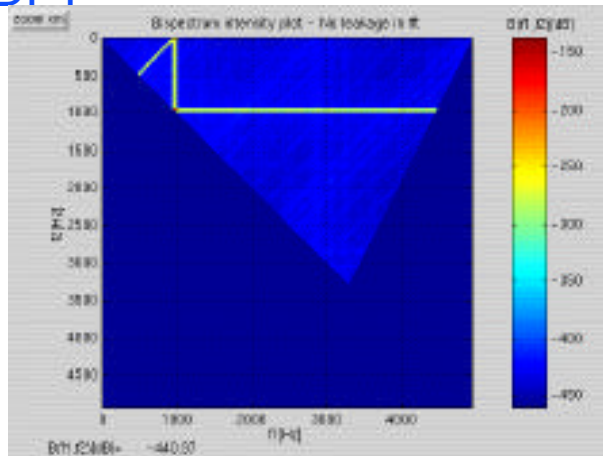
Harmonic process - bispectrum

- Bispectrum of a harmonic process is theoretically zero
- Estimated bispectrum is an approximation of the formula

$$S_{3X}(f_1, f_2) = E\{\hat{x}(f_1) \hat{x}(f_2) \hat{x}^*(f_1 + f_2)\}$$

$$\hat{x}(f) = \delta(f - f_0)e^{i\phi} + \delta(f + f_0)e^{-i\phi}$$

$$\hat{x}(f) = \mathbf{F}(x(t)); \quad f_0 - \text{frequency of a periodic signal}$$
- Estimated bispectrum largely depends on spectral characteristics of DFT





Fast Chirp Transform



Fast Chirp Transform , “FCT”

- Concept developed by Prince, prototyped by Jenet
 - » Submitted to PRD for publication, dated 2000.01.31
 - “*Detection of Variable Frequency Signals Using a Fast Chirp Transform*”
 - » Motivated by desire for “on the fly” template generation
 - Need in EM pulsar $\{f, \dot{f}, \ddot{f}, \dots\}$ searches with EM dispersion
 - » Need to explore mass parameter space for which templates are not (yet) known -- allows “parameterized waveform” searches
 - » Need to estimate false alarms by looking at nonphysical regions in parameter space
- Work not part of ASIS scope
- Proposal to LSC being prepared to solicit interest in addressing validation, implementation, evaluation
 - » Majid, Jenet, summer student, interested LSC members



FCT Concept

- Generalize FT: $\chi_{FT}(t) = \int df h[f] e^{2\pi i f t}$ $\chi_{CT}(t) = \int df h[f] e^{i\phi(f)}$
- Express phase as series in f : $\phi(f) = 2\pi f \tau + \delta\phi(f); \delta\phi(f) = \sum_{m>1} k_m [f \tau_m]^m$

- Discretize to FFT, FCT:

$$\chi_{FFT}(k) = \sum_{j=0}^{N_0-1} h[j] e^{2\pi i \left(\frac{jk}{N_0}\right)}$$

$$\chi_{FCT}(k, \{l_p\}) = \sum_{j=0}^{N_0-1} h[j] e^{2\pi i \left(\frac{jk}{N_0} + \sum_{p>1} l_p \left(\frac{j}{N_0}\right)^p\right)}$$

- 2-parameter example--quadratic chirp:

$$\chi_{FCT}(k, l) = \sum_{j=0}^{N_0-1} h[j] e^{2\pi i \left(\frac{jk}{N_0} + l \left(\frac{j}{N_0}\right)^2\right)}$$

$$= \sum_{p=0}^{N_1-1} \sum_{j=j_{\min}(p)}^{j_{\min}(p+1)-1} h[j] e^{2\pi i \left(\frac{jk}{N_0} + l \left(\frac{j}{N_0}\right)^2\right)}$$

- » Require for each interval $\{p, p+1\}$ that term $l(j/N_0)^2$ changes less than some acceptable maximum value, ϵ :

$$l \left| \frac{j_{\min}(p+1)}{N_0} \right|^2 - \left| \frac{j_{\min}(p)}{N_0} \right|^2 < \epsilon$$

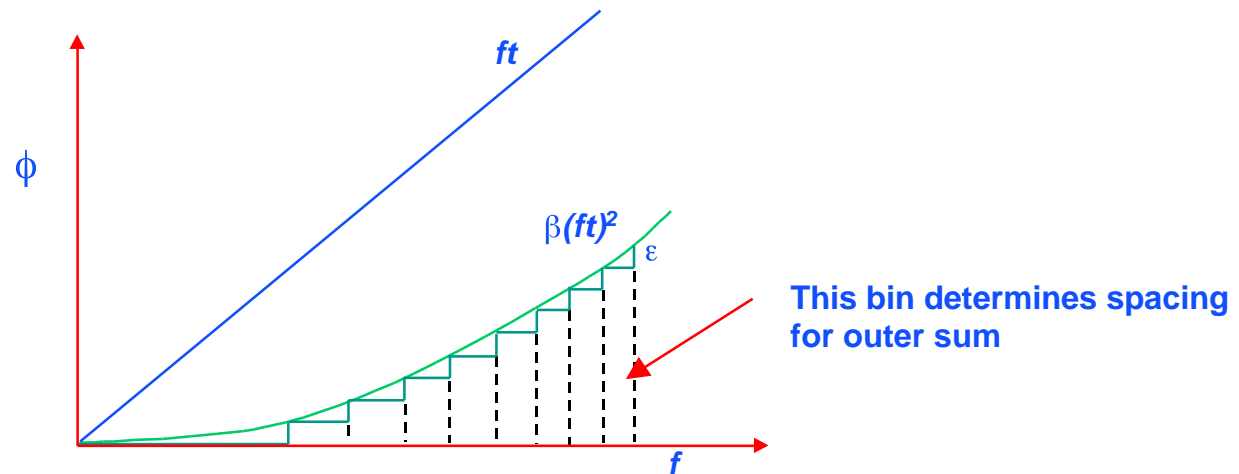
FCT Concept

- With this constraint move nonlinear term outside inner sum:

$$\chi_{FCT}(k,l) = \prod_{p=0}^{N_1-1} e^{2\pi i l \frac{j_{\min}(p)}{N_0}^2} \underbrace{h[j]}_{j=j_{\min}(p)} e^{2\pi i \frac{jk}{N_0}}$$

Function of p alone Function of j alone

- » Limits on outer sum determined by how fast nonlinear term changes:





FCT Concept

- Convert nonlinear term to (an approximate) linear term (I.e., keep first term in Taylor series):

$$\frac{j_{\min}(p)^2}{N_0} \approx \frac{p}{N_1}$$

- » This determines value of N_1 :

$$N_1 = \frac{N_0}{\min_j} ; \quad \min_{\text{over } j < N_0} \frac{j^2 - \frac{j^2}{N_0}}{\epsilon} = 1$$

- » This ensures maximum error in nonlinear->linear approximation \leq



FCT Concept

- The final (approximate) expression is the “FCT”:

Function of p alone

$$\chi_{FCT}(k,l) = \prod_{p=0}^{N_1-1} e^{2\pi i l \frac{p}{N_1}} \prod_{j=j_{\min}(p)}^{j_{\min}(p+1)-1} \underbrace{h[j]}_{\text{Function of } j \text{ alone}} e^{2\pi i \frac{jk}{N_0}}$$

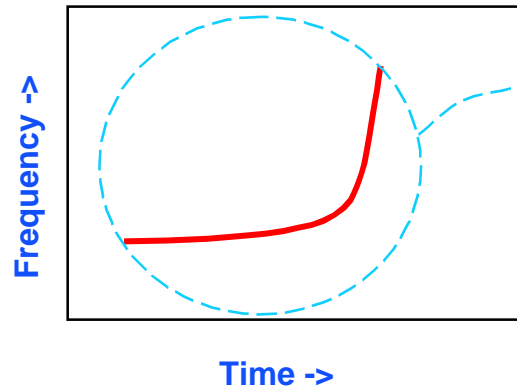


FCT Implementation


- **Draft proposal prepared to LSC to get work started -- “mock data challenge”**
- **Full (inefficient) 2D FFT implemented for PN chirps, pulsars, quadratic chirps**
 - » Prototype works as advertised (!)
- **Issues that need to be addressed:**
 - » Optimization
 - » Parallelization within MPI (does its implementation “break” the present MPI-based pipeline baseline in any way?)
 - » Validation against existing techniques
 - » Identifying its role within the analysis plan
 - Transforms template search to index-counting bookkeeping task for conventional FFTs
 - Allows natural extension into regime where templates not known, do not exist
 - Monitor non physical parameter space to estimate false alarms,...



FCT for PN 1.4+1.4 Mass Chirp



Mass \rightarrow



Time \rightarrow



FCT for Quadratic Chirp + Gaussian Noise

