

Low Frequency H1 DARM glitch DQ flag

Justin Garofoli, Fred Raab

Ligo Hanford Observatory

2008 March 19

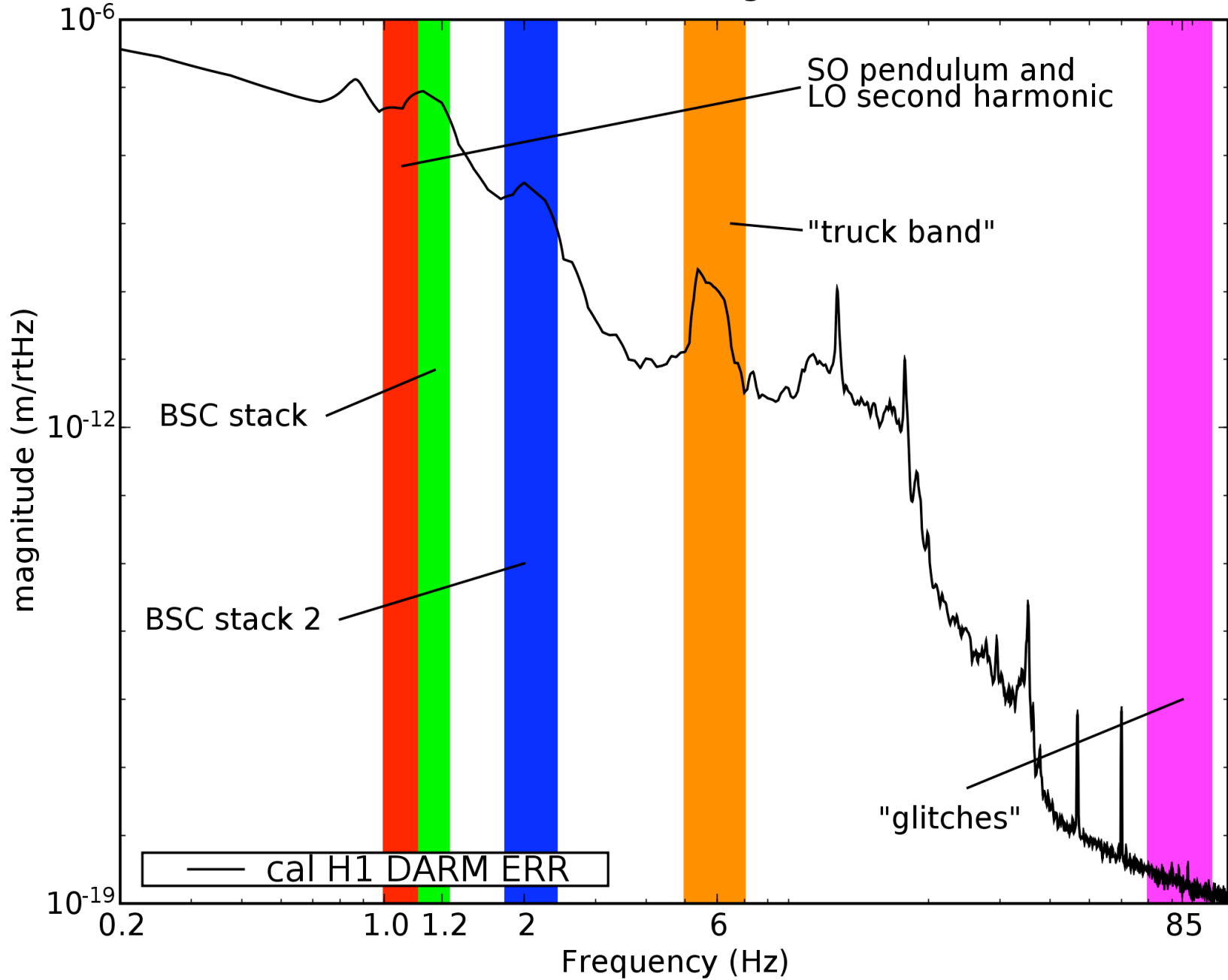
Motivation

- Seismic upconversion veto
- Simple, requires no knowledge of mechanism

Method (overview)

- Decide what we call a glitch
- Pick a playground (day ~300)
- Pick some frequency bands to see if they correlate
- Generate trends
- Select useful bands, thresholds
- Generate all of S5 trends
- Extract DQ flags and submit to data base

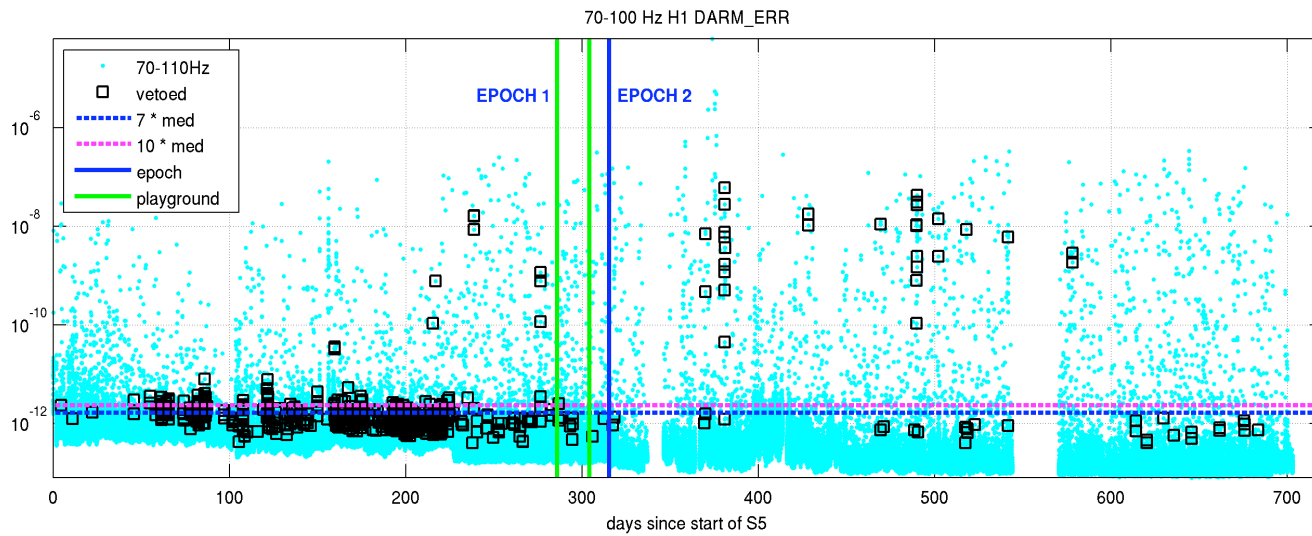
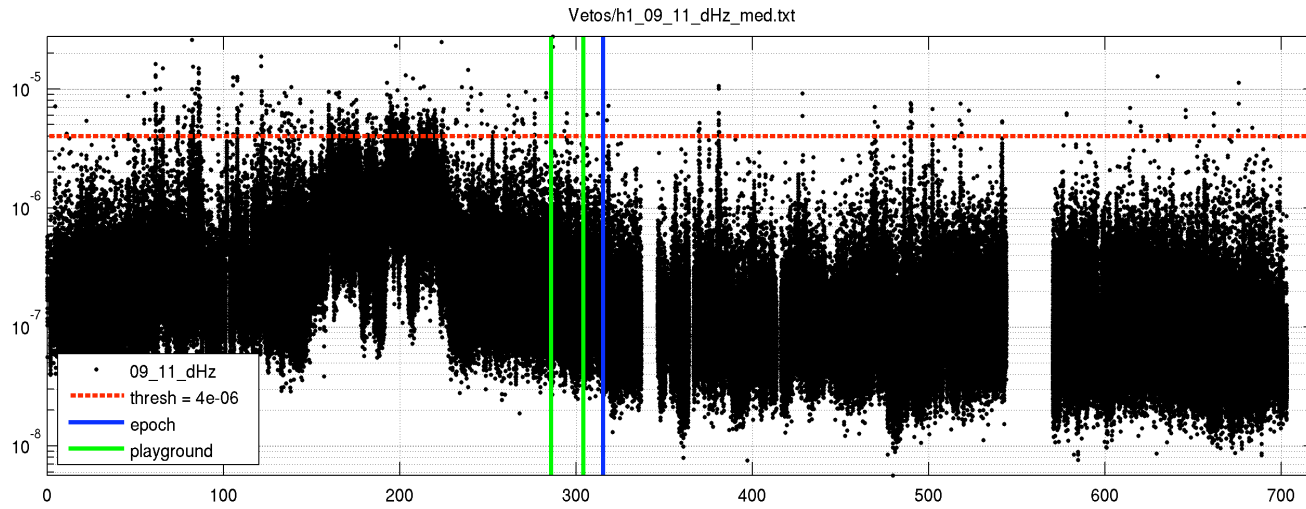
LF DARM DQ flag bands



Method (specifics)

- Minute trends generated with PSLmon
 - Max in minutes used
- Veto selection done with Matlab
- Channels like:
DARM_09_11_dHz_LOWTHRESH

Results



Results

- Truck band was best
- Relatively useful flag
 - Category 3 flag
 - Has one of the lowest dead times for getting 2-14% of CBC triggers (from Jake's page)
- Effectiveness changed when some hw changes were made (epoch boundaries)

Future Work

- Improve DQ flag granularity
 - Currently minute trends
 - Minute boundary problem
- Use published glitch list
- Make it online
- Remove hardware injections
- Understand glitch selection of this veto
- Maybe examine more bands

Time for questions

Related Work

- Masahiro Ito's coil current DQflag (U of O)
- See S5 DQ flag info page: <http://gallatin.physics.lsa.umich.edu/~keithr/S5DQ/flaginfo.html>
- This works home page: <http://ldas-jobs.ligo-wa.caltech.edu/~justing/DarmGlitch/>
- PSLmon page: <http://www.ligo.caltech.edu/~jzweizig/dmt/Monitors/PSLmon/index.html>
- Jake Slutsky's page: http://lsc.phys.lsu.edu/jslutsky/FirstYearSummary_FM/S5VetoTable_new2.html