

Complex Optical Modulation

Volker Quetschke, Guido Mueller,
David Reitze, David Tanner

an extension of work done at UF for LIGO in 1997 by
Qi-Ze Shu

Department of Physics
University of Florida

Technical Plenary Talks, August 16, 2006

LIGO-G060452-00-Z



UNIVERSITY OF
FLORIDA



Motivation

Why use complex modulation?

- Objective:
 - Solve the sidebands on sidebands problem.
 - Reduce the number of modulators to reduce the optical losses
- Requirements:
 - Generate AM and PM with arbitrary waveforms at very high sampling frequencies

Current solution to the sidebands on sidebands problem

- Use a Mach-Zehnder interferometer with one modulator in each arm.
 - Effect: No cross coupling between the sidebands
 - BUT: Amplitude modulation at modulation frequencies
- Idea: Can we simulate this without physically separating the beams?
- Yes -> complex modulation

Complex modulation

- General representation for an amplitude- and phase modulated light field:

$$E(t) = \frac{E_0}{2} \exp(i\omega t + f(t)) + c.c.$$

- with

$$f(t) = i\phi(t) + \alpha(t)$$

- Question: which modulation is needed to generate a certain light field?

$$E_{new}(t) + c.c. = E_{old}(t) \times \exp(f(t)) + c.c.$$

- solving (easy without the + c.c.) leads to:

$$\phi(t) = \arg\left(\frac{E_{new}(t)}{E_{old}(t)}\right) \quad \alpha(t) = \ln\left|\frac{E_{new}(t)}{E_{old}(t)}\right|$$

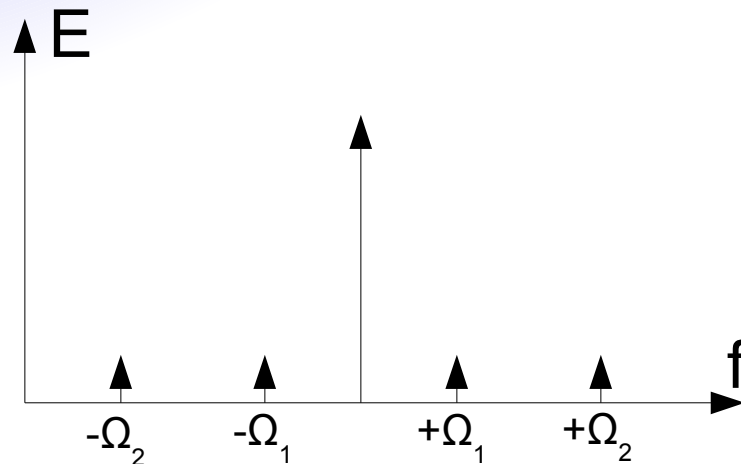
Example - Two sidebands without mixing terms

- We want two pairs of sidebands without mixing (and higher order) terms

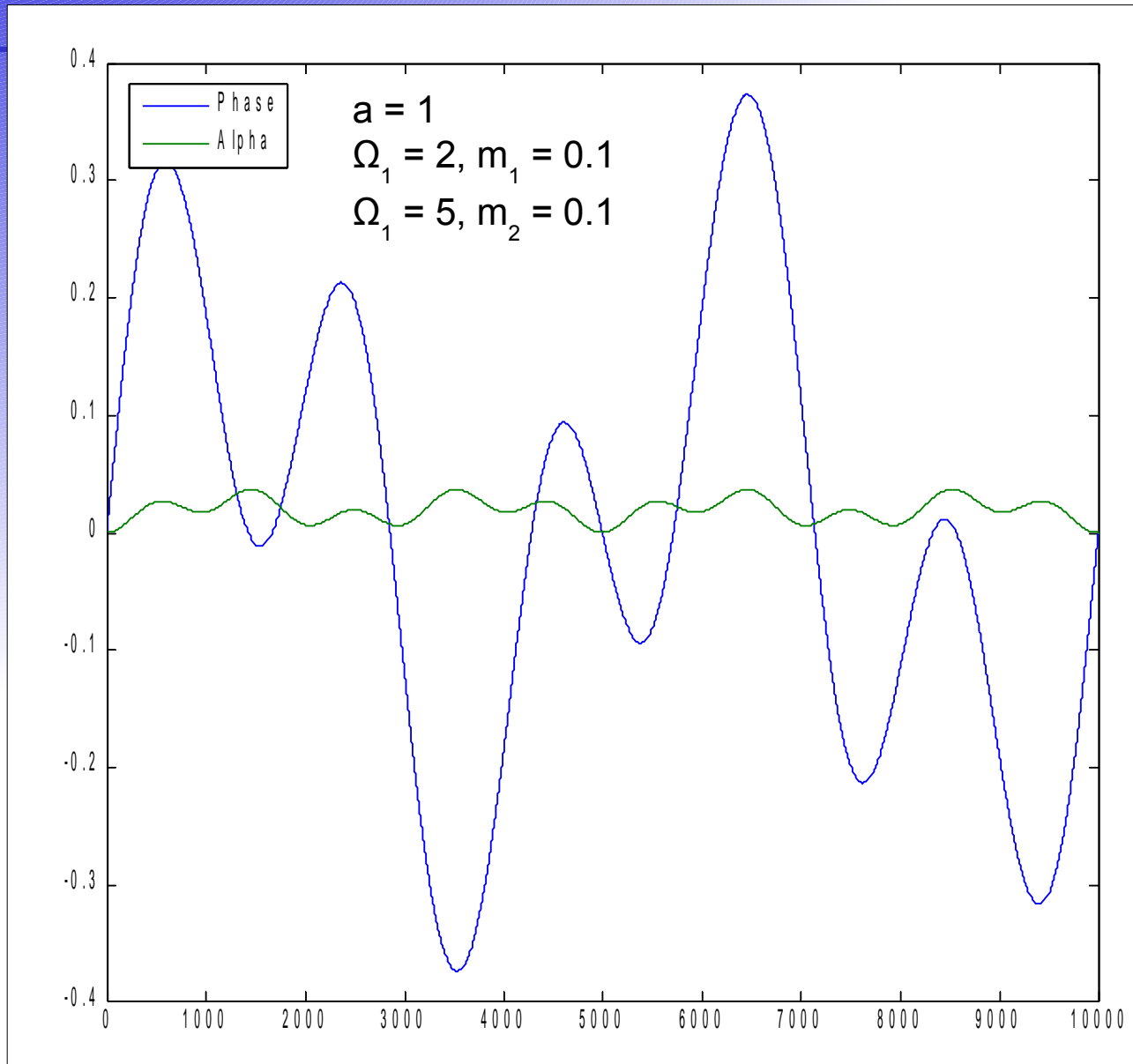
$$E(t) = \frac{E_0}{2} \exp(i\omega t) \times \left(a + m_1 e^{i\Omega_1 t} - m_1 e^{-i\Omega_1 t} + m_2 e^{i\Omega_2 t} - m_2 e^{-i\Omega_2 t} \right) + c.c.$$

Solution:

$$f(t) = \log \left(a + 2i m_1 \sin(\Omega_1 t) + 2i m_2 \sin(\Omega_2 t) \right)$$

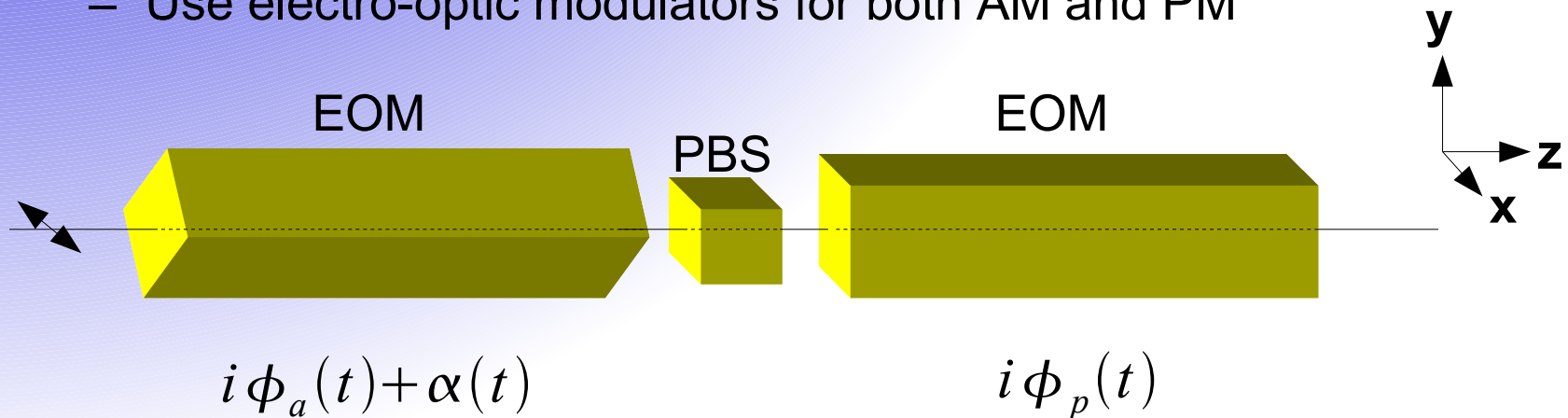


Example I - Two sidebands without mixing terms



Experimental realization I

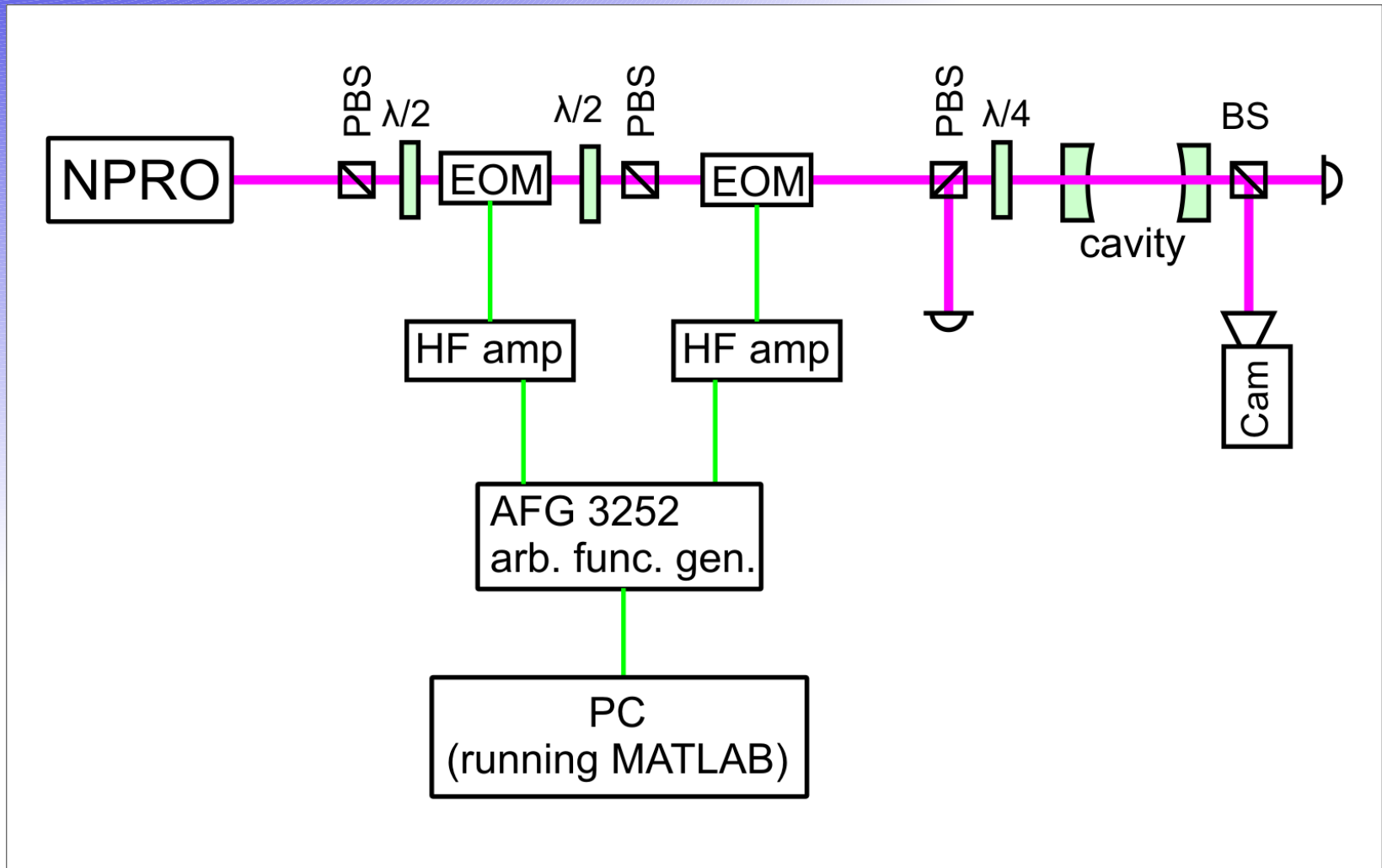
- Sidebands at several ten MHz require fast phase and amplitude changes.
 - Use electro-optic modulators for both AM and PM



- PM - (OK)
- AM - PM between polarizers (drawback: unwanted phase modulation)
- Creation of complex modulation is possible:

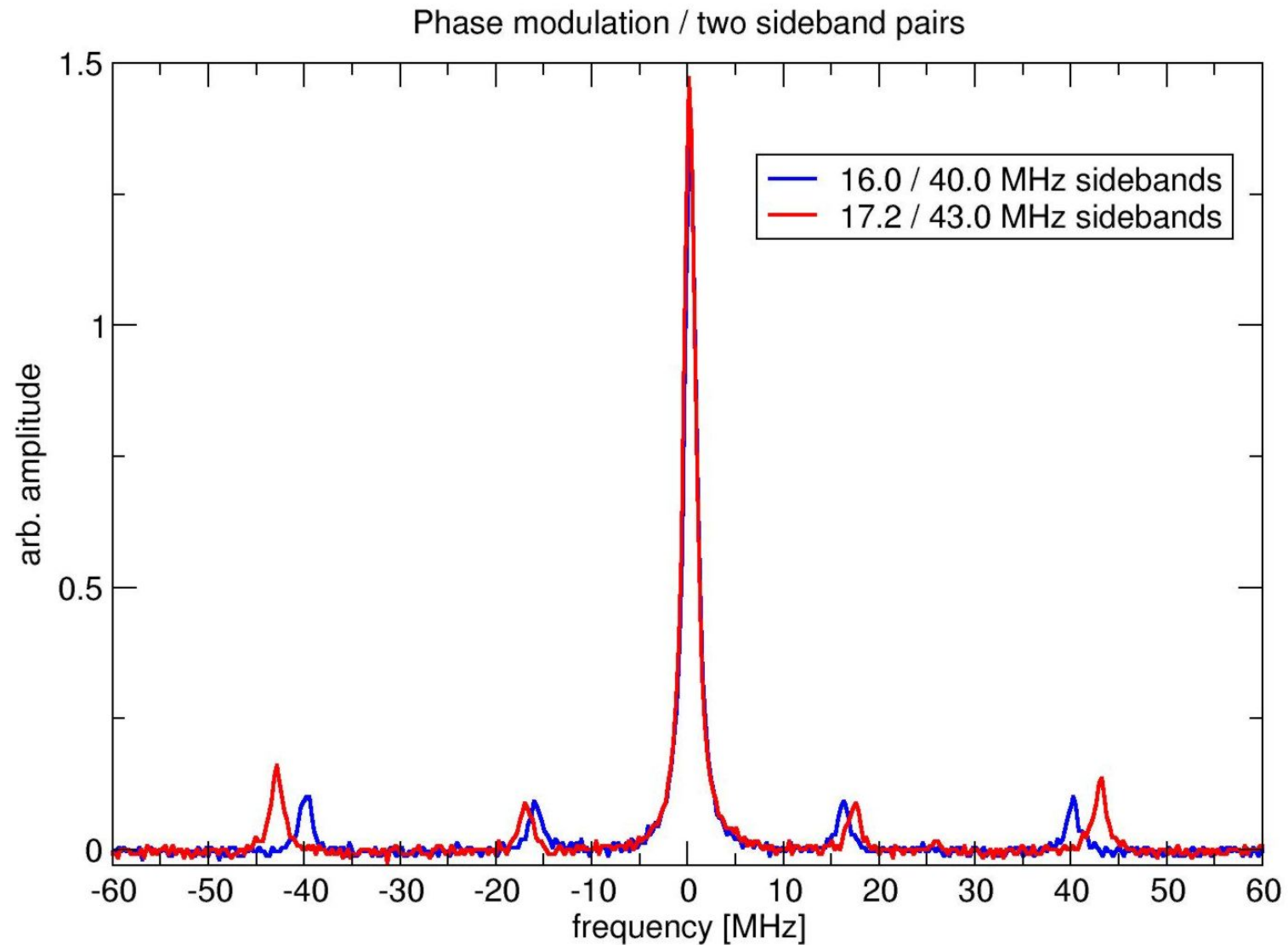
$$f(t) = i\phi_a(t) + i\phi_p(t) + \alpha(t)$$

Experimental setup



Two sidebands with one (phase) modulator

cross terms present, but not visible



Problems

The transfer function of the modulators has to be flat

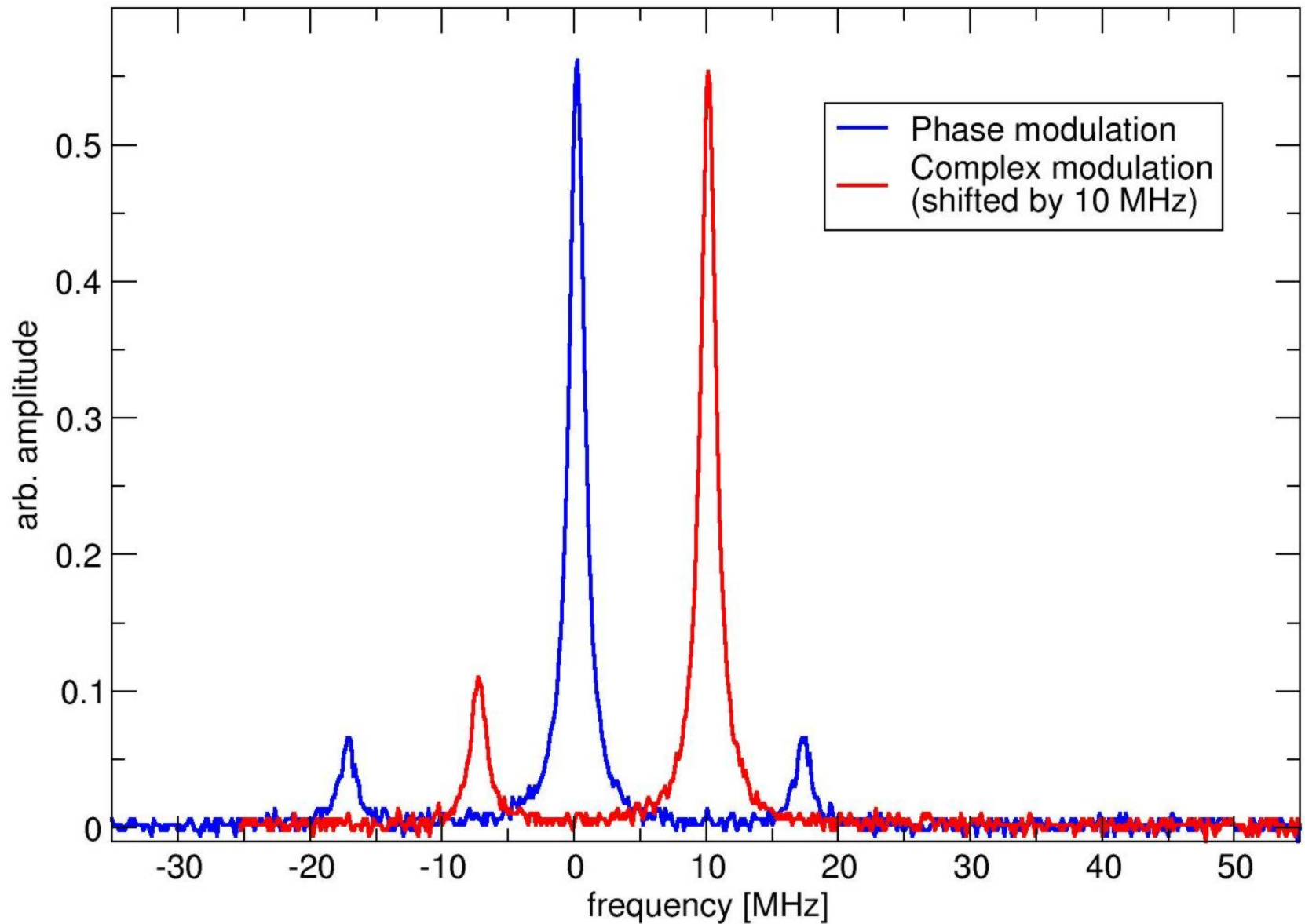
Three problems:

- Temperature dependent AM
- Resonances prohibit compensation of mixing terms
- The (current) HF amplifier get nonlinear for bigger driving signals

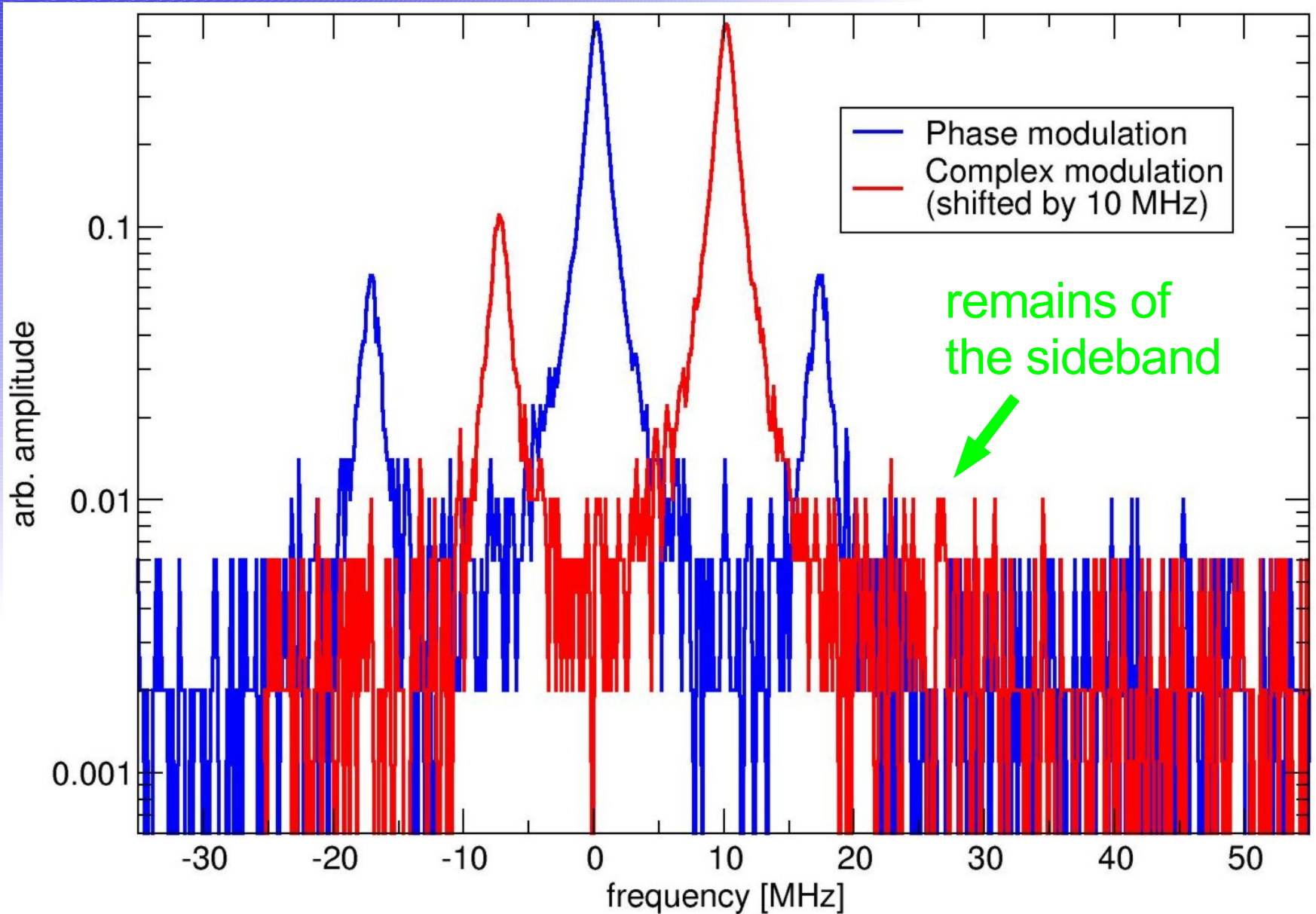
Encouraging first results

- Despite the current problems the setup is able to create and measure a single sideband on the carrier. (Possible because only one frequency component is needed)

Single sideband at 17 MHz



Single sideband at 17 MHz



Immediate plans / Conclusion

- Currently we are looking into ...
 - getting better HF amplifiers
 - damping the resonances in the modulators
 - setting up a temperature control for the amplitude modulators
- Theoretical investigations ...
 - Effect of highly dispersive interferometer transfer function on sidebands created with complex modulation.
 - Analytical calculations / Optickle simulation
- Preliminary conclusion:
promising method to solve modulation problems

Two sidebands with one (phase) modulator

cross terms present, but not visible

