

1

2

3

4

A

A

REPEAT(U,1,4)
EtherCAT_PicomotorCtrls2.SchDoc



B

B

This board is panelized into a 4 x 2 array.
Four boards are for the controls and four for the readbacks.

C

C

D

D

Title			EtherCAT Adapters for Picomotor		
Size	Number	Revision			
A	D1100419	1			
Date:	3/4/2011	Sheet 1 of 2			
File:	C:\Users\...\EtherCAT_PicomotorCtrls1.SchDoc	Drawn By: Daniel Sigg			

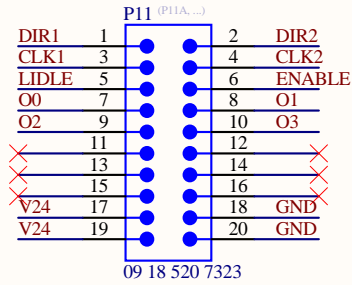
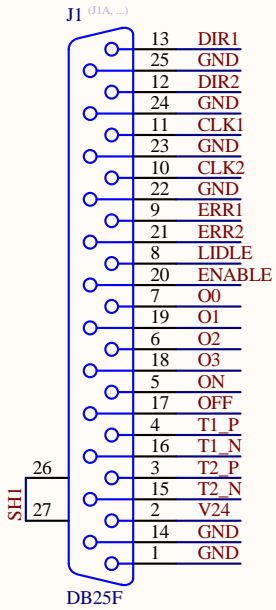
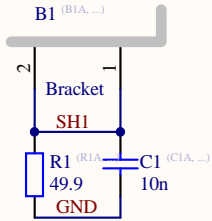
1

2

3


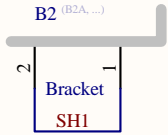
4

- H1 (H1A,...) #4 screw, 3/8"
- H2 (H2A,...) #4 screw, 3/8"
- H3 (H3A,...) #4 lock washer
- H4 (H4A,...) #4 lock washer
- H5 (H5A,...) #4 nut
- H6 (H6A,...) #4 nut



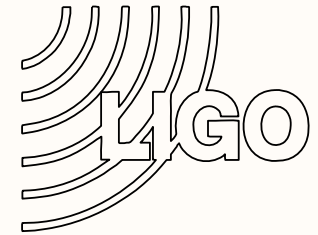
from EL2872

- H7 (H7A,...) #4 screw, 3/8"
- H8 (H8A,...) #4 screw, 3/8"
- H9 (H9A,...) #4 lock washer
- H10 (H10A,...) #4 lock washer
- H11 (H11A,...) #4 nut
- H12 (H12A,...) #4 nut




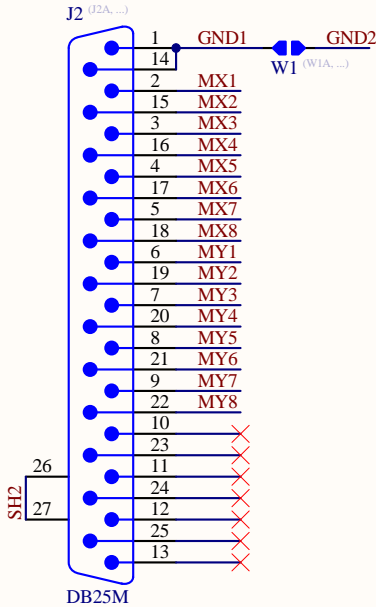
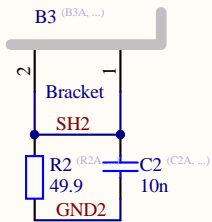
to EL1014

to EL3102




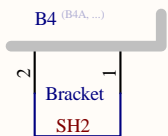
Picomotor Controller: Controls

- H13 (H13A,...) #4 screw, 3/8"
- H14 (H14A,...) #4 screw, 3/8"
- H15 (H15A,...) #4 lock washer
- H16 (H16A,...) #4 lock washer
- H17 (H17A,...) #4 nut
- H18 (H18A,...) #4 nut



to EL1872

- H19 (H19A,...) #4 screw, 3/8"
- H20 (H20A,...) #4 screw, 3/8"
- H21 (H21A,...) #4 lock washer
- H22 (H22A,...) #4 lock washer
- H23 (H23A,...) #4 nut
- H24 (H24A,...) #4 nut



Picomotor Controller: Readback

Title		
EtherCAT Adapters for Picomotor		
Size	Number	Revision
A	D1100419	1
Date:	3/4/2011	Sheet 1 of 2
File:	C:\Users\...\EtherCAT_PicomotorCtrls2.Sch Drawn By: Daniel Sigg	