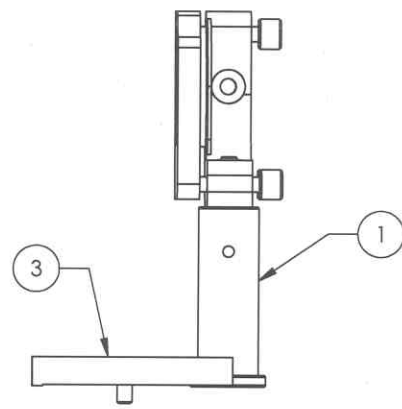
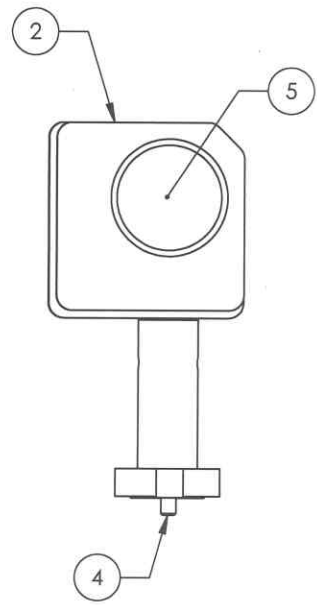
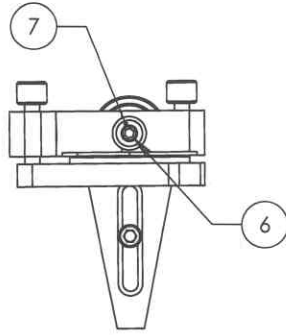


D1101392 DLC Assembly, PART PDM REV: X-000, DRAWING PDM REV: X-000

REV.	DATE	DCN #	DRAWING TREE #
v1	-	-	-
v2	26 JUL 2011	-	-
-	-	-	-



ITEM NO.	PART NUMBER	DESCRIPTION	MATERIAL	REQ	SPARE	TOTAL
7	MS 15795	FLAT WASHERS	300 SSSL	1		1
6	92185A199	SCREW, SOCKET HEAD CAP, #8-32 UNC-2A X 1 LONG, FULLY THREADED	Ag-PLATED 300 SSSL	1		1
5	EH-353/633-20	HAM TABLE MIRROR	FUSED SILICA	1		1
4	92185A542	SOCKET HEAD CAP SCREW	18-8 SSSL	1		1
3	D0901488	HAM TABLE FORK	AISI 304	1		1
2	D1101499	DLC MOUNT	6061-T6 Al	1		1
1	9956	3" OPTICAL POST	18-8 SSSL	1		1

D1100706 →

NOTES AND TOLERANCES: (UNLESS OTHERWISE SPECIFIED)

1. INTERPRET DRAWING PER ASME Y14.5-1994.
 2. REMOVE ALL SHARP EDGES, R.02.
 3. DO NOT SCALE FROM DRAWING.
 4. ALL MACHINING FLUIDS MUST BE FULLY SYNTHETIC, FULLY WATER SOLUBLE AND FREE OF SILICA, SILICONE AND CHLORINE.

DIMENSIONS ARE IN
 TOLERANCES:
 .XX ± N/A
 .XXX ± N/A
 ANGULAR ± N/A*

PARTS LIST

LIGO CALIFORNIA INSTITUTE OF TECHNOLOGY
 MASSACHUSETTS INSTITUTE OF TECHNOLOGY

SYSTEM: **ADVANCED LIGO** SUB-SYSTEM: **AOS** PART NAME: **DLC ASSEMBLY**

DESIGNER: N. KILPATRICK, 26 JUL 2010
 DRAFTER: N. KILPATRICK, 26 JUL 2010
 CHECKER: APPROVAL:

SIZE DWG. NO. **B D1101392** rev. **v2**
 SCALE: 1:2 PROJECTION: SHEET 1 OF 1

V3