NOTES CONTINUED:

(5) SCRIBE, ENGRAVE (A VIBRATORY TOOL MAY BE USED), LASER MARK OR MECHANICALLY STAMP (NO INKS OR DYES) DRAWING PART NUMBER, REVISION (AND VARIANT OR "TYPE" IF APPLICABLE) ON NOTED SURFACE OF PART FOLLOWED ON THE NEXT LINE WITH A THREE DIGIT SERIAL NUMBER. SERIAL NUMBERS START AT 001 FOR THE FIRST ARTICLE AND PROCEED CONSECUTIVELY. USE MINIMUM 0.12" HIGH CHARACTERS, UNLESS THE SIZE OF THE PART DICTATES SMALLER CHARACTERS. EXAMPLE: DXXXXXXX-VY, TYPE-XX, S/N XXX

6. MACHINE FILLET RADII: .03 MAX.

(7) IDENTIFY MT. HOLES AS SHOWN.

REV.	DATE	DCN #	DRAWING TREE #
v1	18 FEB 2016	E1600053-x0	-
-	-	-	-
-	-	-	-

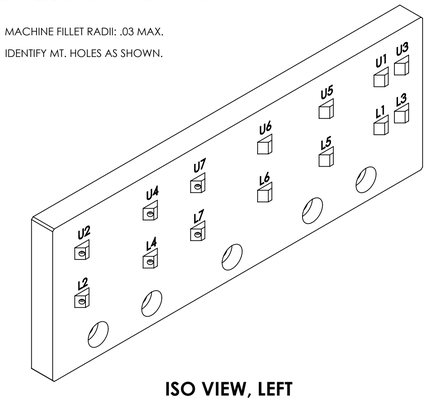

ISO VIEW, LEFT

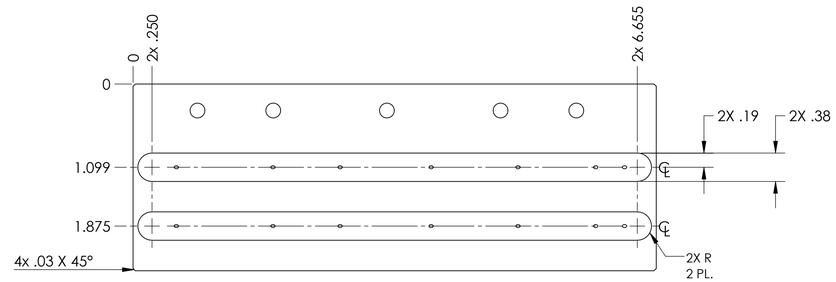

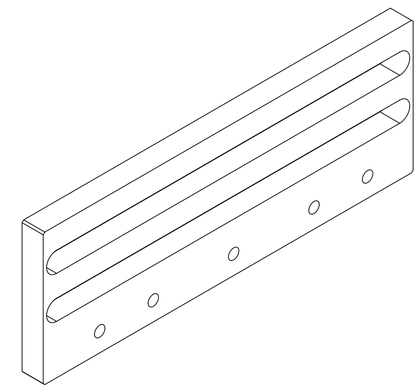

ISO VIEW, REAR-RIGHT

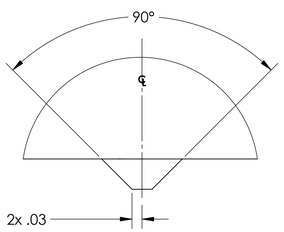

DETAIL A
SCALE 2 : 1
14 PL.

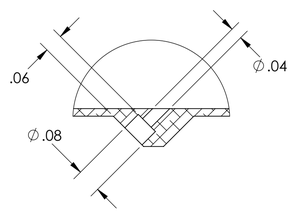

DETAIL D
SCALE 4 : 1
6 PL.
(LABELED U2, L2, U4, L4, U7, L7)

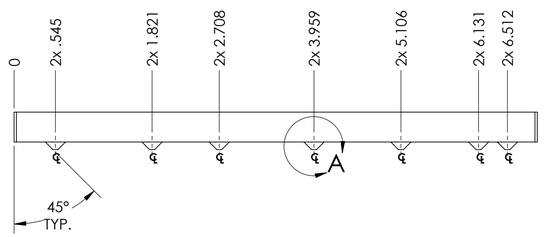

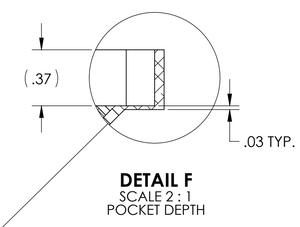

DETAIL F
SCALE 2 : 1
POCKET DEPTH

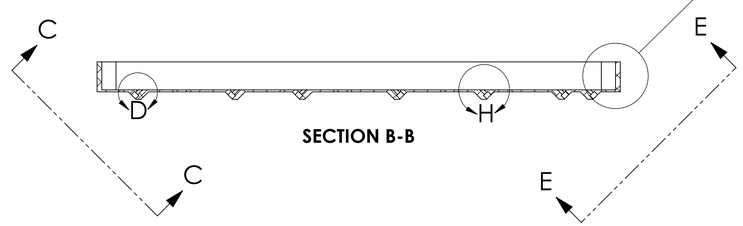

SECTION B-B

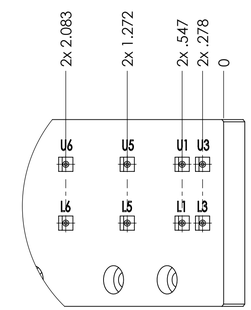

VIEW E-E
45.0°

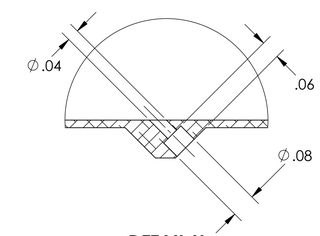

DETAIL H
SCALE 4 : 1
8 PL.
(LABELED U6, L6, U5, L5, U1, L1, U3, L3)

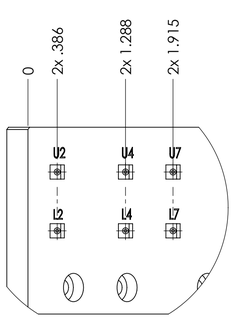

VIEW C-C
(PARTIAL VIEW)
ROTATED 45 DEG. CCW, FOR CLARITY

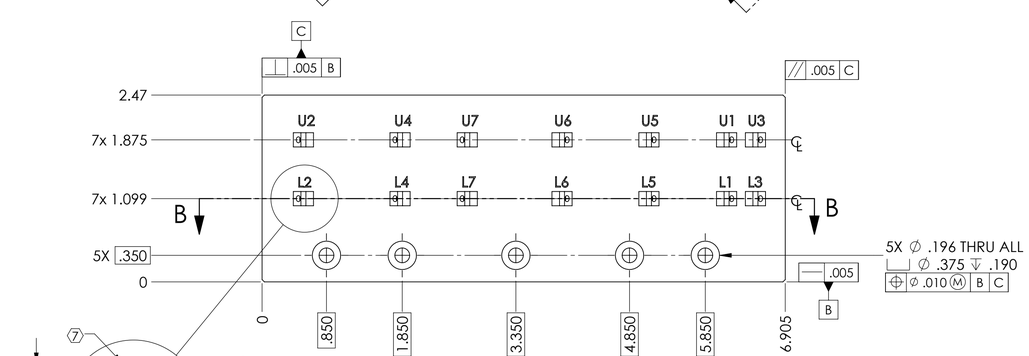

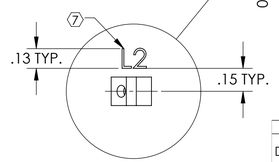

DETAIL G
SCALE 2 : 1

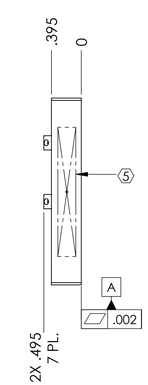

DIMENSIONS ARE IN INCHES

TOLERANCES:
.XX ± .01
.XXX ± .005

ANGULAR ± 0.5°

NOTES AND TOLERANCES: (UNLESS OTHERWISE SPECIFIED)

1. INTERPRET DRAWING PER ASME Y14.5-1994.
2. REMOVE ALL SHARP EDGES, .005-.015. FOR MACHINED PARTS. ROUND ALL EDGES APPROXIMATLEY R.02 FOR SHEET METAL PARTS.
3. DO NOT SCALE FROM DRAWING.
4. (DELETED)

MATERIAL	FINISH
6061-T6 Al	63 µinch

LIGO — CALIFORNIA INSTITUTE OF TECHNOLOGY, MASSACHUSETTS INSTITUTE OF TECHNOLOGY

SYSTEM	SUB-SYSTEM
ADVANCED LIGO	IO

NEXT ASSY: D1101059

PART NAME: aLIGO, IO, ISS PD ARRAY, TARGET PLATE

DESIGNER	E.SANCHEZ	17 FEB 2016	SIZE: D	DWG. NO.: D1600075
DRAFTER	E.SANCHEZ	18 FEB 2016		REV.: v1
CHECKER	SEE DCC	SEE DCC		
APPROVAL	SEE DCC	SEE DCC	SCALE: 1:1	PROJECTION:

SHEET 1 OF 1

D1600075 aLIGO, PSL, ISS PD ARRAY, TARGET PLATE, PART PDM REV-X.000, DRAWING PDM REV-X.000